



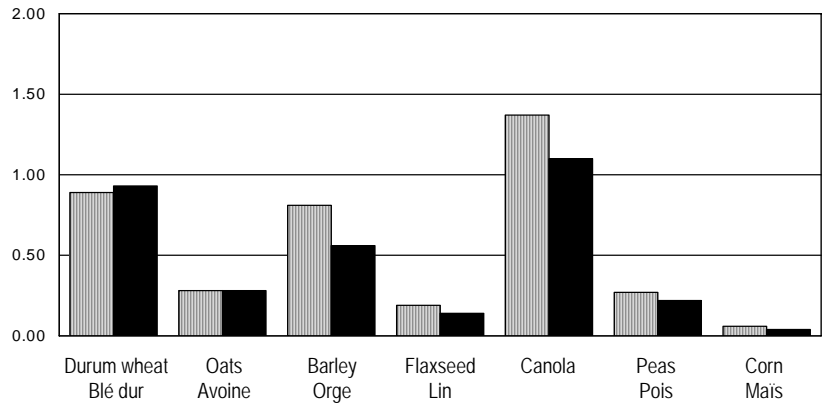
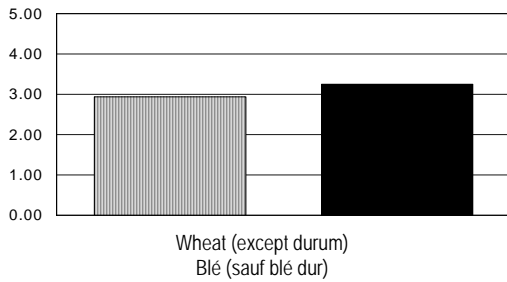
(CROP YEAR/CAMPAGNE AGRICOLE 2007-2008)

Grain Statistics Weekly Statistiques hebdomadaires des grains

2007-2008 2008-2009

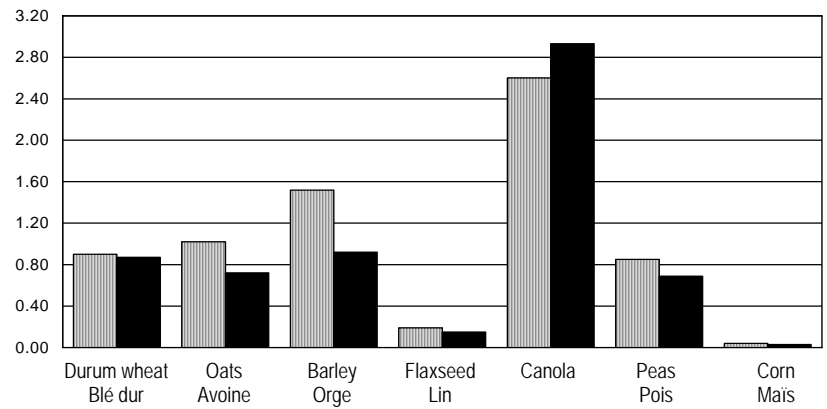
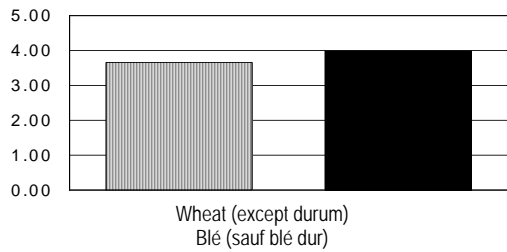
Stocks

Tonnes (millions)



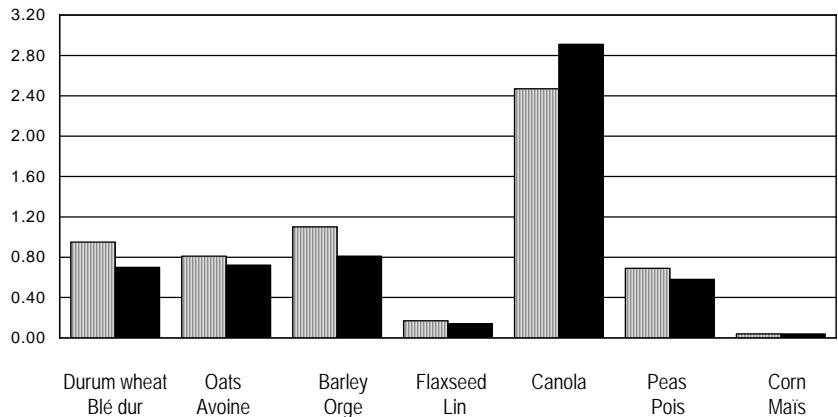
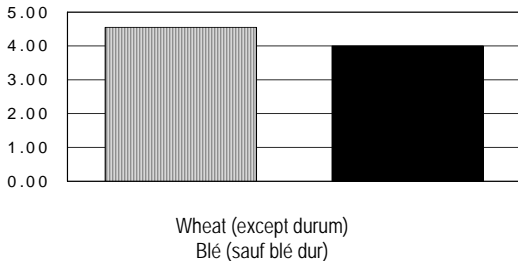
Deliveries / Arrivages

Year to date / À ce jour
Tonnes (millions)



Disappearance / Écoulement

Year to date / À ce jour
Tonnes (millions)



GRAIN STATISTICS WEEKLY**STATISTIQUES HEBDOMADAIRES DES GRAINS**

Week 14: Close of Business November 2, 2008

Semaine 14: Fermeture des affaires le 02 novembre 2008

| <u>TABLE OF CONTENTS</u> | <u>Page</u> | <u>TABLE DE MATIÈRES</u> | <u>Page</u> |
|--|-------------|--|-------------|
| Canadian Grain Handling Summary | 3 | Sommaire de la manutention de grains canadiens | 3 |
| Commercial Stocks of Canadian Grain | 3 | Stocks commerciaux de grains canadiens | 3 |
| Commercial Disappearance of Canadian Grain | 4 | Écoulement commercial de grains canadiens | 4 |
| Grain Handling Statistics – Stocks | 5 | Statistiques sur la manutention des grains – stocks | 5 |
| Grain Handling Statistics – Western and Eastern Divisions | 6 | Statistiques sur la manutention des grains – régions de l'Ouest et de l'Est | 6 |
| Grain Handling Statistics – Terminal Positions, Western Division | 7 | Statistiques sur la manutention des grains – silos terminaux de la région de l'Ouest | 7 |
| Stocks by Principal Grades at Western Terminals | 8 | Stocks des principaux grades aux silos terminaux de l'Ouest | 8 |
| Stocks by Principal Grades at Eastern Transfer Elevators | 9 | Stocks des principaux grades aux silos de transbordement de l'Est | 9 |
| Canadian Western Grain In Store at Eastern Transfer Elevators | 10 | Grain de l'Ouest canadien entreposé dans les silos de transbordement de l'Est | 10 |
| Canadian Eastern Grain In Store at Eastern Transfer Elevators | 11 | Grain de l'Est canadien entreposé dans les silos de transbordement de l'Est | 11 |
| Imported Grain in Store at Eastern Transfer Elevators | 11 | Grain importé en stock dans les silos de transbordement de l'Est | 11 |
| Handlings of Grain at Eastern Transfer Elevators | 12 | Manutentions de grains aux silos de transbordement de l'Est | 12 |
| Disposition of Canadian Grain | 13 | Écoulement de grains canadiens | 13 |
| Canadian Domestic Feed Grain Statistics | 14 | Statistiques sur les grains fourragers sur le marché intérieur | 14 |
| Canadian Wheat Board Price Quotations & Winnipeg Commodity Exchange Cash Price Quotation | 15 | Cours cotés par la Commission canadienne du blé et cours au comptant cotés par la Bourse de marchandises de Winnipeg | 15 |
| Licensees – November, 2008 | 16 | Titulaires de Licence – novembre 2008 | 16 |
| Explanatory Notes | 20 | Notes explicatives | 20 |
| Domestic Feed Grains | 21 | Grains fourragers canadiens | 21 |
| (Totals may not agree due to rounding) | | (Les totaux pourraient ne pas correspondre à cause d'arrondissement) | |

© Her Majesty the Queen in Right of Canada, on behalf of the Canadian Grain Commission

© Sa Majesté la Reine du chef du Canada, au nom de la Commission canadienne des grains

For further information, contact Corporate Services of the Canadian Grain Commission at (204) 983-1570

Pour de plus amples renseignements, communiquez avec la division des Services d'organisme de la Commission canadienne des grains au (204) 983-1570

CANADIAN GRAIN HANDLING SUMMARY/SOMMAIRE DE LA MANUTENTION DE GRAINS CANADIEN
(in 000's of tonnes/en milliers de tonnes métriques)
Week 14 Close of Business November 2, 2008/Semaine 14 Fermeture des affaires le 02 novembre 2008

| | Wheat (Except Durum) (sauf blé dur) | Durum Wheat/ Blé dur | Oats/ Avoine | Barley/ Orge | Flaxseed Lin | Canola | Peas/ Pois | Corn/ Maïs | Total |
|---|---|----------------------------|-----------------|-----------------|-----------------|-----------|---------------|---------------|----------|
| <u>VISIBLE STOCKS/DISPONIBILITÉS 1/</u> | | | | | | | | | |
| Current Week/Semaine en cours | 3 254.6 | 928.0 | 284.9 | 564.6 | 140.1 | 1 096.1 | 220.4 | 36.7 | 6 525.4 |
| Week Ago/Semaine dernière | 3 145.0 | 914.8 | 285.2 | 540.0 | 136.1 | 1 108.3 | 248.6 | 23.7 | 6 401.7 |
| Year Ago/Année dernière | 2 941.8 | 889.2 | 283.8 | 809.4 | 189.5 | 1 371.1 | 270.0 | 57.6 | 6 812.4 |
| <u>FARMERS DELIVERIES/ARRIVAGES DE PRODUCTEURS 1/</u> | | | | | | | | | |
| Current Week/Semaine en cours | 385.5 | 93.4 | 42.7 | 80.4 | 25.3 | 228.0 | 3.3 | 16.4 | 875.0 |
| Week Ago/Semaine dernière | 306.0 | 111.9 | 47.4 | 82.9 | 23.0 | 251.0 | 5.6 | 7.9 | 835.7 |
| To Date/À ce jour | 3 993.0 r | 865.4 | 721.4 | 916.5 | 151.1 | 2 933.5 | 686.8 | 28.6 | 10 296.3 |
| Year Ago/Année dernière | 3 663.6 | 899.6 | 1 016.7 | 1 522.5 | 191.0 | 2 603.0 | 852.3 | 43.1 | 10 791.8 |
| <u>EXPORTS/EXPORTATIONS 1/</u> | | | | | | | | | |
| Current Week/Semaine en cours | 171.7 | 73.2 | 26.5 | 2.6 | 20.3 | 158.1 | 36.7 | - | 489.1 |
| Week Ago/Semaine dernière | 297.4 | 28.8 | 46.8 | 8.3 | 14.4 | 232.3 | 48.0 | .5 | 676.5 |
| To Date/À ce jour | 3 115.8 | 612.2 | 603.3 | 207.5 | 141.6 | 1 811.3 | 548.3 | 5.2 | 7 045.2 |
| Year Ago/Année dernière | 3 526.1 | 812.0 | 588.3 | 536.2 | 168.2 | 1 419.9 | 668.9 | - | 7 719.6 |
| <u>DOMESTIC DISAPPEARANCE/ÉCOULEMENT - MARCHÉ INTERIEUR 1/</u> | | | | | | | | | |
| Current Week/Semaine en cours | 85.8 | 16.6 | 5.5 | 43.9 | .2 | 88.8 | - | .1 | 240.9 |
| Week Ago/Semaine dernière | 54.9 | 9.6 | 5.4 | 37.2 | .1 | 98.0 | .4 | .2 | 205.8 |
| To Date/À ce jour | 884.4 r | 94.7 r | 123.8 | 599.9 | 3.3 | 1 101.8 r | 28.4 | 37.7 | 2 874.0 |
| Year Ago/Année dernière | 1 016.6 | 135.1 | 223.1 | 555.4 | 6.9 | 1 052.0 | 16.6 | 37.0 | 3 042.7 |

COMMERCIAL STOCKS OF CANADIAN GRAIN/STOCKS COMMERCIAUX DE GRAINS CANADIENS
(in 000's of tonnes/en milliers de tonnes métriques)

| | Wheat/Blé (Except Durum) (sauf blé dur) | Durum Wheat/ Blé dur | Oats/ Avoine | Barley/ Orge | Flaxseed Lin | Canola | Peas/ Pois | Corn/ Maïs | Total |
|--|---|----------------------------|-----------------|-----------------|-----------------|----------------|---------------|---------------|----------------|
| <u>VISIBLE STOCKS/DISPONIBILITÉS</u> | | | | | | | | | |
| Primary Elevators/Silo primaires | 1 552.9 | 356.2 | 146.4 | 193.3 | 45.4 | 358.2 | 137.2 | .9 | 2 790.5 |
| Process Elevators/silo de transformation 1/ | 118.5 | 2.0 | 27.4 | 123.5 | x | 92.9 | - | - | 364.3 |
| <u>TERMINAL POSITION/ENDROITS DES SILOS TERMINAUX</u> | | | | | | | | | |
| Vancouver | 202.8 | 12.8 | .4 | 68.7 | .8 | 227.3 | 61.3 | - | 574.1 |
| Prince Rupert | 116.4 | - | - | .7 | - | 73.8 | - | - | 190.9 |
| Churchill | 46.0 | 26.8 | - | - | - | - | - | - | 72.8 |
| Thunder Bay | 195.5 | 82.3 | 64.9 | 116.8 | 58.9 | 139.3 | 4.1 | - | 661.8 |
| <u>EASTERN TRANSFER ELEVATORS/ SILOS DE TRANSBORDEMENT DE L'EST</u> | | | | | | | | | |
| Bay and Upper Lakes/Baie Georgienne et Hauts-des-Lacs | 181.8 | 15.5 | - | - | - | - | - | 2.3 | 199.6 |
| Lower Lake - Upper St. Lawrence/ Bas-des-Lacs - Haut-St-Laurent | 76.4 | - | .7 | .8 | .2 | 23.9 | - | 3.0 | 105.0 |
| Lower St. Lawrence/Bas-Saint-Laurent | 380.5 | 200.0 | - | 3.8 | 8.4 | 1.4 | .5 | 21.4 | 616.0 |
| Maritimes | 63.7 | - | - | 4.7 | - | - | - | 4.4 | 72.8 |
| Storage Afloat/Entreposage sur navire | - | - | - | - | - | - | - | - | - |
| <u>IN TRANSIT/EN TRANSIT</u> | | | | | | | | | |
| Great Lakes/Grand Lacs | 25.2 | 117.7 | - | - | - | - | - | - | 142.9 |
| Rail - West/Rail - Ouest | 253.1 | 93.4 | 4.5 | 31.7 | 21.1 | 141.7 | 16.8 | - | 562.3 |
| Rail - East/Rail - Est | 41.8 | 21.3 | 40.6 | 20.6 | 5.3 | 37.6 | .5 | 4.7 | 172.4 |
| TOTAL - CANADIAN POSITIONS/ | 3 254.6 | 928.0 | 284.9 | 564.6 | 140.1 | 1 096.1 | 220.4 | 36.7 | 6 525.4 |
| Week Ago/Semaine dernière | 3 145.0 | 914.8 | 285.2 | 540.0 | 136.1 | 1 108.3 | 248.6 | 23.7 | 6 401.7 |
| Year Ago/Année dernière | 2 941.8 | 889.2 | 283.8 | 809.4 | 189.5 | 1 371.1 | 270.0 | 57.6 | 6 812.4 |

1/Flaxseed totals not available due to confidentiality/Les Totaux de lin ne sont pas disponibles à cause de leur caractère confidentiel

x - Confidential/confidentiel

COMMERCIAL DISAPPEARANCE OF CANADIAN GRAIN/ÉCOULEMENT COMMERCIAL DE GRAINS CANADIENS
(in 000's of tonnes/en milliers de tonnes métriques)

W.E. November 02/08

| | Wheat/Blé (Except Durum) (sauf blé dur) | Durum Wheat/ Blé dur | Oats/ Avoine | Barley/ Orge | Flaxseed Lin | Canola | Peas/ Pois | Corn/ Maïs | Total |
|--|---|----------------------------|-----------------|-----------------|-----------------|----------------|---------------|---------------|----------------|
| CANADIAN DOMESTIC (includes products processed for export)/ INTÉRIEUR (y compris les produits transformés destinés à l'exportation) | | | | | | | | | |
| Current Week/Semaine en cours | 85.8 | 16.6 | 5.5 | 43.9 | .2 | 88.8 | - | .1 | 240.9 |
| Week Ago/Semaine dernière | 54.9 | 9.6 | 5.4 | 37.2 | .1 | 98.0 | .4 | .2 | 205.8 |
| To Date/À ce jour | 884.4 r | 94.7 r | 123.8 | 599.9 | 3.3 | 1 101.8 r | 28.4 | 37.7 | 2 874.0 |
| Year Ago/Année dernière | 1 016.6 | 135.1 | 223.1 | 555.4 | 6.9 | 1 052.0 | 16.6 | 37.0 | 3 042.7 |
| EXPORTS FROM/EXPORTATIONS DE : CURRENT WEEK/SEMAINE EN COURS | | | | | | | | | |
| Vancouver | 99.6 | 20.2 | - | - | - | 127.7 | 36.7 | - | 284.2 |
| Prince Rupert | - | - | - | - | - | - | - | - | - |
| Churchill | - | - | - | - | - | - | - | - | - |
| Prairie Elevators Direct/ Directement des silos des Prairies | 31.3 | 3.0 | 26.5 | 2.6 | 2.3 | 30.4 | - | - | 96.1 |
| Thunder Bay Direct/Directement de Thunder Bay | 40.8 | - | - | - | - | - | - | - | 40.8 |
| Bay and Lake Ports/ Ports de la Baie et des Lacs | - | - | - | - | - | - | - | - | - |
| Montréal | - | 23.9 | - | - | - | - | - | - | 23.9 |
| Sorel | - | - | - | - | 18.0 | - | - | - | 18.0 |
| Trois-Rivières | - | - | - | - | - | - | - | - | - |
| Québec | - | - | - | - | - | - | - | - | - |
| Baie-Comeau | - | 26.1 | - | - | - | - | - | - | 26.1 |
| Port-Cartier | - | - | - | - | - | - | - | - | - |
| Halifax | - | - | - | - | - | - | - | - | - |
| TOTAL | 171.7 | 73.2 | 26.5 | 2.6 | 20.3 | 158.1 | 36.7 | - | 489.1 |
| Week Ago/Semaine dernière | 297.4 | 28.8 | 46.8 | 8.3 | 14.4 | 232.3 | 48.0 | .5 | 676.5 |
| EXPORTS FROM/EXPORTATIONS DE: CROP YEAR TO DATE/CAMPAGNE AGRICOLE À CE JOUR: 1/ | | | | | | | | | |
| Vancouver | 948.7 | 87.1 | - | 62.2 | 3.2 | 1 368.5 | 513.5 | - | 2 983.2 |
| Prince Rupert | 531.6 | - | - | 4.2 | - | 105.0 | - | - | 640.8 |
| Churchill | 424.4 | - | - | - | - | - | - | - | 424.4 |
| Prairie Elevators Direct/ Directement des silos des Prairies | 198.3 | 54.0 | 550.4 | 104.8 | 18.5 | 285.9 | - | 2.8 | 1 214.7 |
| Thunder Bay Direct/ Directement de Thunder Bay | 77.3 | 33.3 | 52.9 | 36.2 | 82.2 | 23.4 | 26.1 | - | 331.4 |
| Bay and Lake Ports/ Ports de la Baie et des Lacs | 33.7 | - | - | .1 | - | - | - | 2.4 | 36.2 |
| Montréal | 49.5 | 85.5 | - | - | - | - | - | - | 135.0 |
| Sorel | 60.4 | - | - | - | 37.7 | 28.5 | 8.7 | - | 135.3 |
| Trois-Rivières | - | 56.3 | - | - | - | - | - | - | 56.3 |
| Québec | 210.4 | 89.7 | - | - | - | - | - | - | 300.1 |
| Baie-Comeau | 97.6 | 196.3 | - | - | - | - | - | - | 293.9 |
| Port-Cartier | 483.9 | 10.0 | - | - | - | - | - | - | 493.9 |
| Halifax | - | - | - | - | - | - | - | - | - |
| Total | 3 115.8 | 612.2 | 603.3 | 207.5 | 141.6 | 1 811.3 | 548.3 | 5.2 | 7 045.2 |
| Same Period Year Ago | 3 526.1 | 812.0 | 588.3 | 536.2 | 168.2 | 1 419.9 | 668.9 | - | 7 719.6 |
| Même période, année dernière | | | | | | | | | |

1/ Exports through unlicensed channels are reported in the Explanatory Notes No. 4/Les exportations par l'intermédiaire d'installations non agréées sont rapportées \ note explicative n° 4.

CANADIAN GRAIN HANDLING STATISTICS/STATISTIQUES SUR LA MANUTENTION DE GRAINS CANADIENS
STOCKS
(in 000's of tonnes/en milliers de tonnes métriques)

W.E. November 02/08

| | Wheat/Blé (Except Durum) (sauf blé dur) | Durum Wheat/ Blé dur | Oats/ Avoine | Barley/ Orge | Flaxseed Lin | Canola | Peas/ Pois | Corn/ Maïs | Total |
|---|---|----------------------------|-----------------|-----------------|-----------------|--------|---------------|---------------|---------|
| WESTERN DIVISION/RÉGION DE L'OUEST | | | | | | | | | |
| PRIMARY ELEVATORS/SILOS PRIMAIRES 2/ | | | | | | | | | |
| Stocks | | | | | | | | | |
| Manitoba | 320.1 | 1.4 | 32.0 | 9.9 | 14.0 | 131.4 | 1.4 | .9 | 511.1 |
| Saskatchewan | 692.7 | 288.6 | 99.2 | 141.2 | 29.7 | 99.8 | 96.7 | - | 1 447.9 |
| Alberta | 525.5 | 66.2 | 10.3 | 39.2 | 1.7 | 115.8 | 38.8 | - | 797.5 |
| B.C./C.-B. | 14.6 | - | 4.9 | 3.0 | - | 11.2 | .3 | - | 34.0 |
| Total - Current Week/Semaine en cours | 1 552.9 | 356.2 | 146.4 | 193.3 | 45.4 | 358.2 | 137.2 | .9 | 2 790.5 |
| Week Ago/Semaine dernière | 1 546.1 | 352.1 | 141.0 | 202.1 | 41.7 | 349.5 | 134.8 | .8 | 2 768.1 |
| Year Ago/Année dernière | 1 250.8 | 321.6 | 176.3 | 345.6 | 74.6 | 614.6 | 134.2 | .2 | 2 917.9 |

PROCESS ELEVATORS/SILOS DE TRANSFORMATION 1/

| | | | | | | | | | |
|---------------------------------------|-------|-----|------|-------|---|-------|---|---|-------|
| Stocks | | | | | | | | | |
| Manitoba | .8 | - | 3.2 | 38.1 | x | 10.1 | - | - | 52.2 |
| Saskatchewan | 109.3 | 2.0 | 16.9 | 33.5 | x | 31.4 | - | - | 193.1 |
| Alberta | 8.4 | - | 7.3 | 51.9 | x | 51.4 | - | - | 119.0 |
| B.C./C.-B. | - | - | - | - | x | - | - | - | - |
| Total - Current Week/Semaine en cours | 118.5 | 2.0 | 27.4 | 123.5 | x | 92.9 | - | - | 364.3 |
| Week Ago/Semaine dernière | 113.2 | 1.8 | 26.6 | 122.9 | x | 84.5 | - | - | 349.0 |
| Year Ago/Année dernière | 36.2 | 3.2 | 19.0 | 125.0 | x | 137.0 | - | - | 320.4 |

CONDO STORAGE/CAPACITÉ GARANTIE AUX PRODUCTEURS 2/

| | | | | | | | | | |
|---------------------------------------|------|------|------|-----|-----|------|------|---|-------|
| Stocks | | | | | | | | | |
| Manitoba | .4 | - | - | - | - | .5 | - | - | .9 |
| Saskatchewan | 44.2 | 31.2 | 11.4 | 1.2 | 7.0 | 51.9 | 11.1 | - | 158.0 |
| Alberta | 7.8 | - | .1 | 1.1 | - | 18.3 | 1.3 | - | 28.6 |
| B.C./C.-B. | - | - | - | - | - | - | - | - | - |
| Total - Current Week/Semaine en cours | 52.4 | 31.2 | 11.5 | 2.3 | 7.0 | 70.7 | 12.4 | - | 187.5 |
| Week Ago/Semaine dernière | 50.9 | 30.5 | 10.7 | 2.4 | 6.5 | 69.7 | 12.5 | - | 183.2 |
| Year Ago/Année dernière | 49.5 | 27.1 | 2.8 | 2.3 | 5.8 | 49.3 | 2.4 | - | 139.2 |

**WCE CONTRACT DELIVERABLE STOCKS/
WCE STOCKS LIVRABLES PAR CONTRAT**

Canola

| | |
|----------------|-------|
| Manitoba | 134.3 |
| Saskatchewan | 119.7 |
| Alberta & B.C. | 175.5 |

1/ Flaxseed totals not available due to confidentiality/Les totaux de lin ne sont pas disponibles à cause de leur caractère confidentiel

x - Confidential/confidentiel

CANADIAN GRAIN HANDLING STATISTICS/STATISTIQUES SUR LA MANUTENTION DE GRAINS CANADIENS
(in 000's of tonnes/en milliers de tonnes métriques)

W.E. November 02/08

| | Wheat/Blé (Except Durum) (sauf blé dur) | Durum Wheat/ Blé dur | Oats/ Avoine | Barley/ Orge | Flaxseed/ Lin | Canola | Peas/ Pois | Corn/ Maïs | Total |
|--|---|----------------------------|-----------------|-----------------|------------------|---------|---------------|---------------|----------|
| WESTERN DIVISION/RÉGION DE L'OUEST | | | | | | | | | |
| PRIMARY ELEVATORS/SILOS PRIMAIRES | | | | | | | | | |
| Deliveries/Livraisons | | | | | | | | | |
| Manitoba | 78.3 | - | 9.1 | 1.6 | 5.3 | 33.2 | .2 | .1 | 127.8 |
| Saskatchewan | 138.4 | 72.0 | 27.3 | 54.6 | 19.4 | 74.5 | 2.6 | - | 388.8 |
| Alberta | 98.1 | 8.7 | 1.2 | 19.5 | .6 | 65.9 | .5 | - | 194.5 |
| B.C./C.-B. | 1.6 | - | .5 | .2 | - | 1.9 | - | - | 4.2 |
| Total - Current Week/Semaine en cours | 316.4 | 80.7 | 38.1 | 75.9 | 25.3 | 175.5 | 3.3 | .1 | 715.3 |
| Week Ago/Semaine dernière | 287.2 | 92.1 | 41.3 | 76.8 | 23.0 | 193.5 | 5.6 | - | 719.5 |
| Shipments/Expéditions | | | | | | | | | |
| Manitoba | 56.8 | - | 12.0 | 2.2 | 6.0 | 26.1 | .2 | - | 103.3 |
| Saskatchewan | 142.8 | 72.3 | 19.7 | 55.6 | 15.6 | 68.6 | .6 | - | 375.2 |
| Alberta | 107.1 | 4.5 | .8 | 26.4 | .2 | 68.6 | .5 | - | 208.1 |
| B.C./C.-B. | 1.4 | - | .5 | .4 | - | 1.0 | - | - | 3.3 |
| Total - Current Week/Semaine en cours | 308.1 | 76.8 | 33.0 | 84.6 | 21.8 | 164.3 | 1.3 | - | 689.9 |
| Week Ago/Semaine dernière | 210.4 | 105.5 | 49.6 | 70.8 | 25.2 | 181.0 | 13.5 | .4 | 656.4 |
| Deliveries - Crop Year to Date/Livraisons - Campagne agricole à ce jour | | | | | | | | | |
| Manitoba | 912.9 | 1.2 | 266.6 | 48.7 | 38.9 | 567.1 | 13.7 | 2.2 | 1 851.3 |
| Saskatchewan | 1 265.3 | 668.0 | 335.1 | 571.5 | 109.7 | 827.7 | 500.9 | - | 4 278.2 |
| Alberta | 895.1 | 109.0 | 19.8 | 218.2 | 2.3 | 866.0 | 171.5 | - | 2 281.9 |
| B.C./C.-B. | 14.6 | - | 10.9 | 7.3 | - | 29.1 | .7 | - | 62.6 |
| Total | 3 087.9 | 778.2 | 632.4 | 845.7 | 150.9 | 2 289.9 | 686.8 | 2.2 | 8 474.0 |
| Year Ago/Année dernière | 3 135.2 | 804.4 | 948.3 | 1 355.0 | 191.0 | 1 990.6 | 852.3 | 13.8 | 9 290.6 |
| Shipments - Crop Year to Date/Expédition - Campagne agricole à ce jour | | | | | | | | | |
| Manitoba | 791.0 | 5.1 | 292.4 | 64.6 | 34.3 r | 549.8 r | 13.0 r | 4.0 | 1 754.2 |
| Saskatchewan | 1 250.5 | 660.5 | 333.6 | 497.8 | 106.1 r | 903.4 r | 413.3 r | - | 4 165.2 |
| Alberta | 974.0 | 93.3 | 25.7 | 225.3 r | 1.7 | 845.8 r | 133.7 r | .2 | 2 299.7 |
| B.C./C.-B. | 11.0 | - | 8.3 | 7.1 | - | 29.2 | .4 | - | 56.0 |
| Total | 3 026.5 | 758.9 | 660.0 | 794.8 | 142.1 | 2 328.2 | 560.4 | 4.2 | 8 275.1 |
| Year Ago/Année dernière | 3 812.7 | 883.0 | 804.7 | 1 148.3 | 181.6 | 1 826.9 | 753.6 | 14.5 | 9 425.3 |
| PROCESS ELEVATORS/SILOS DE TRANSFORMATION 1/ | | | | | | | | | |
| Producer Deliveries/Livraisons de producteurs | 27.5 | 3.4 | 2.3 | - | - | 52.1 | - | - | 85.3 |
| Other Deliveries/Autres livraisons | 3.8 | - | 2.3 | 12.9 | - | 25.3 | - | - | 44.3 |
| Shipments/Expéditions | - | - | - | - | - | .3 | - | - | .3 |
| Grain Milled/Grain moulu | 28.9 | 3.3 | 3.8 | 11.7 | - | 68.7 | - | - | 116.4 |
| Producer Deliveries - To Date/ Livraisons de producteurs à ce jour | 119.8 r | 13.0 | 83.1 | 31.6 | x | 629.6 | - | - | 877.1 |
| Other Deliveries - To Date/ Autres livraisons à ce jour | 66.0 | 3.2 | 27.0 | 167.4 | x | 283.9 | - | - | 547.5 |
| Milled To Date/Moulu à ce jour | 205.8 r | 16.6 | 106.1 | 188.0 | x | 862.2 | - | - | 1 378.7 |
| PRODUCER DELIVERIES TO PORT TERMINALS/LIVRAISONS PAR LES PRODUCTEURS AUX SILOS PORTUAIRES | | | | | | | | | |
| Current Week/Semaine en cours | 24.4 | 9.3 | 2.3 | 4.5 | - | - | - | - | 40.5 |
| To Date/À ce jour | 105.5 | 74.2 | 5.5 | 30.9 | - | - | - | - | 216.1 |
| TOTAL DELIVERIES FROM WESTERN FARMS/LIVRAISONS TOTAUX DES FERMES DE L'OUEST 2/ | | | | | | | | | |
| Current Week/Semaine en cours | 368.3 | 93.4 | 42.7 | 80.4 | 25.3 | 227.6 | 3.3 | .1 | 841.1 |
| Previous Week/Semaine dernière | 296.6 | 111.9 | 47.4 | 82.9 | 23.0 | 250.6 | 5.6 | - | 818.0 |
| To Date/À ce jour | 3 313.2 r | 865.4 | 721.0 | 908.2 | 150.9 | 2 919.5 | 686.8 | 2.2 | 9 567.2 |
| Year Ago/Année dernière | 3 317.0 | 893.1 | 1 015.3 | 1 493.9 | 191.0 | 2 599.3 | 852.3 | 13.8 | 10 375.7 |
| DELIVERIES FROM EASTERN FARMS/LIVRAISONS DES FERMES DE L'EST | | | | | | | | | |
| Current Week/Semaine en cours | 17.2 | - | - | - | - | .4 | - | 16.3 | 33.9 |
| Previous Week/Semaine dernière | 9.4 | - | - | - | - | .4 | - | 7.9 | 17.7 |
| To Date/À ce jour | 679.8 | - | .4 | 8.3 | .2 | 14.0 | - | 26.4 | 729.1 |
| Year Ago/Année dernière | 346.6 | 6.5 | 1.4 | 28.6 | - | 3.7 | - | 29.3 | 416.1 |

1/ Adjustments to deliveries, stocks and shipments due to lag in reported data. /Ajustements aux livraisons, stocks et expéditions en raison du retard des données communiquées.

x - Confidential/confidentiel

**CANADIAN GRAIN HANDLING STATISTICS AT TERMINAL POSITIONS WESTERN DIVISION/
STATISTIQUES SUR LA MANUTENTION DU GRAIN CANADIEN AUX SILOS TERMINAUX DANS LA RÉGION DE L'OUEST**
(in 000's of tonnes/en milliers de tonnes métriques)

W.E. November 02/08

| | Wheat/Blé (Except Durum) (sauf blé dur) | Durum Wheat/ Blé dur | Oats/ Avoine | Barley/ Orge | Flaxseed/ Lin | Canola | Peas/ Pois | Corn/ Maïs | TOTAL |
|---------------------------------------|---|----------------------------|-----------------|-----------------|------------------|--------|---------------|---------------|-------|
| RECEIPTS/ARRIVAGES | | | | | | | | | |
| Thunder Bay | 58.7 | 80.3 | 7.9 | 12.5 | 27.3 | 15.3 | .2 | - | 202.2 |
| Vancouver | 75.1 | 3.6 | - | 23.3 | - | 142.7 | 20.5 | - | 265.2 |
| Prince Rupert | 40.8 | - | - | - | - | 16.6 | - | - | 57.4 |
| Churchill | 21.2 | 4.8 | - | - | - | - | - | - | 26.0 |
| Total - Current Week/Semaine en cours | 195.8 | 88.7 | 7.9 | 35.8 | 27.3 | 174.6 | 20.7 | - | 550.8 |
| Week Ago/Semaine dernière | 177.8 | 81.7 | 8.1 | 21.9 | 13.2 | 195.6 | 17.4 | - | 515.7 |

SHIPMENTS/EXPÉDITIONS

| | | | | | | | | | | |
|---------------------------------------|-----------------|-------|-------|------|----|------|-------|------|---|-------|
| Thunder Bay | - Vessel/Navire | 84.7 | 91.7 | - | - | - | 10.4 | - | - | 186.8 |
| | - Other/Autre | - | - | - | .6 | - | - | - | - | .6 |
| Vancouver | - Vessel/Navire | 99.6 | 20.2 | - | - | - | 127.7 | 36.7 | - | 284.2 |
| | - Other/Autre | .5 | .2 | - | - | - | - | - | - | .7 |
| Prince Rupert | - Vessel/Navire | - | - | - | - | - | - | - | - | - |
| | - Other/Autre | - | - | - | - | - | - | - | - | - |
| Churchill | - Vessel/Navire | - | - | - | - | - | - | - | - | - |
| | - Other/Autre | - | - | - | - | - | - | - | - | - |
| Total - Current Week/Semaine en cours | | 184.8 | 112.1 | - | .6 | - | 138.1 | 36.7 | - | 472.3 |
| Week Ago/Semaine dernière | | 227.5 | 59.1 | 11.7 | .2 | 12.8 | 234.5 | 48.0 | - | 593.8 |

RECEIPTS - CROP YEAR TO DATE/ARRIVAGES - CAMPAGNE AGRICOLE À CE JOUR

| | | | | | | | | | |
|-------------------------|---------|-------|-------|-------|-------|---------|-------|---|---------|
| Thunder Bay | 514.9 | 565.2 | 67.7 | 96.7 | 111.8 | 241.2 | 30.7 | - | 1 628.2 |
| Vancouver | 939.1 | 92.4 | - | 94.2 | 1.9 | 1 351.4 | 508.8 | - | 2 987.8 |
| Prince Rupert | 558.7 | - | - | - | - | 169.5 | - | - | 728.2 |
| Churchill | 387.4 | 8.9 | - | - | - | - | - | - | 396.3 |
| TOTAL | 2 400.1 | 666.5 | 67.7 | 190.9 | 113.7 | 1 762.1 | 539.5 | - | 5 740.5 |
| Year Ago/Année dernière | 3 186.6 | 864.9 | 114.6 | 563.9 | 143.3 | 1 325.6 | 708.9 | - | 6 907.8 |

SHIPMENTS - CROP YEAR TO DATE/EXPÉDITIONS - CAMPAGNE AGRICOLE À CE JOUR

| | | | | | | | | | | |
|-------------------------|--|---------|-------|------|-------|-------|---------|-------|---|---------|
| Thunder Bay | - Vessel/Navire | 614.7 | 550.9 | 52.9 | 36.2 | 93.8 | 174.4 | 35.3 | - | 1 558.2 |
| | - Other/Autre | 1.3 | - | - | .8 | - | .2 | .9 | - | 3.2 |
| | Total | 616.0 | 550.9 | 52.9 | 37.0 | 93.8 | 174.6 | 36.2 | - | 1 561.4 |
| Vancouver | - Vessel/Navire | 947.6 | 87.1 | - | 62.2 | 3.2 | 1 366.9 | 513.5 | - | 2 980.5 |
| | - Other/Autre | 8.0 | .2 | - | .2 | .1 | 1.6 | - | - | 10.1 |
| Prince Rupert | - Vessel/Navire | 531.6 | - | - | 4.2 | - | 105.0 | - | - | 640.8 |
| | - Other/Autre | - | - | - | - | - | - | - | - | - |
| | Total Pacific Coast/ Total, Côte du Pacifique | 1 487.2 | 87.3 | - | 66.6 | 3.3 | 1 473.5 | 513.5 | - | 3 631.4 |
| Churchill | - Vessel/Navire | 424.4 | - | - | - | - | - | - | - | 424.4 |
| | - Other/Autre | - | - | - | - | - | - | - | - | - |
| TOTAL | | 2 527.6 | 638.2 | 52.9 | 103.6 | 97.1 | 1 648.1 | 549.7 | - | 5 617.2 |
| Year Ago/Année dernière | | 3 518.4 | 881.2 | 86.9 | 445.0 | 140.0 | 1 310.8 | 668.7 | - | 7 051.0 |

SHIPMENTS - SEASON OF NAVIGATION TO DATE/EXPÉDITIONS - SAISON DE NAVIGATION À CE JOUR

| | | | | | | | | | | |
|-------------------------|-----------------|---------|---------|-------|------|-------|-------|-------|---|---------|
| Thunder Bay | -Vessel/Navire | 1 908.3 | 1 097.3 | 131.6 | 74.3 | 265.9 | 513.9 | 63.7 | - | 4 055.0 |
| Year Ago/Année dernière | | 1 992.2 | 1 684.5 | 154.9 | 39.3 | 299.8 | 650.6 | 245.3 | - | 5 066.6 |
| Churchill | - Vessel/Navire | 424.4 | - | - | - | - | - | - | - | 424.4 |
| Year Ago/Année dernière | | 420.3 | 173.1 | - | - | - | - | - | - | 593.4 |

SHIPMENTS - SPECIALTY GRAINS

NB:Specialty Grains' Shipments updated monthly

| | Canary Seed | Lentils | Mustard Sd. | Soybeans |
|---------------|---------------------|---------|-------------|----------|
| Thunder Bay | - Monthly | - | - | - |
| | - Crop Year to Date | - | .2 | 5.4 |
| Pacific Coast | - Monthly | - | - | - |
| | - Crop Year to Date | - | - | - |
| Churchill | - Monthly | - | - | - |
| | - Crop Year to Date | - | - | - |

**STOCKS OF CANADIAN GRAIN BY PRINCIPAL GRADES AT WESTERN TERMINALS/
STOCKS DES GRAINS CANADIENS PAR PRINCIPAUX GRADES AUX SILOS DE TRANSBORDEMENT DE L'OUEST**
(in 000's of tonnes/en milliers de tonnes métriques)

W.E. November 02/08

| | Vancouver | Prince Rupert | Churchill | Thunder Bay | TOTAL |
|---|--------------|---------------|-------------|--------------|--------------|
| WHEAT/BLÉ | | | | | |
| 1 C.W. Red Spring/Roux de printemps n° 1 C.W. | 47.9 | 15.8 | 20.0 | 70.7 | 154.4 |
| 2 C.W. Red Spring/Roux de printemps n° 2 C.W. | 45.7 | 5.6 | 24.7 | 61.5 | 137.5 |
| 3 C.W. Red Spring/Roux de printemps n° 3 C.W. | 16.4 | 24.6 | .9 | 18.8 | 60.7 |
| 1 C.W. Exstrs/Roux de print. extra fort n° 1 C.W. | - | - | - | 2.8 | 2.8 |
| 2 C.W. Exstrs/Roux de print. extra fort n° 2 C.W. | - | .1 | - | 2.0 | 2.1 |
| C.W. Feed /Fourrager C.W. | 13.3 | 8.7 | .4 | 7.4 | 29.8 |
| Soft White Spring/Tendre blanc de printemps | 11.5 | .1 | - | - | 11.6 |
| Hard White Spring/Force blanc de printemps | 6.0 | - | - | 6.4 | 12.4 |
| Prairie Spring/Printemps Canada Prairie | 6.0 | 18.4 | - | 3.4 | 27.8 |
| C.W. Red Winter/Rouge d'hiver C.W. | 51.5 | 42.1 | - | 9.3 | 102.9 |
| Others/Autres | 4.5 | 1.0 | - | 13.2 | 18.7 |
| TOTAL | 202.8 | 116.4 | 46.0 | 195.5 | 560.7 |
| Tough & Damp/Gourd et humide 1/ | .5 | .2 | - | 4.1 | 4.8 |
| DURUM/BLÉ DUR | | | | | |
| 1 C.W. Amber/Ambré n° 1 C.W. | 5.4 | - | 18.1 | 31.8 | 55.3 |
| 2 C.W. Amber/Ambré n° 2 C.W. | 5.2 | - | 8.6 | 19.6 | 33.4 |
| 3 C.W. Amber/Ambré n° 3 C.W. | 1.8 | - | .1 | 18.8 | 20.7 |
| 4 C.W. Amber/Ambré n° 4 C.W. | .3 | - | - | 5.7 | 6.0 |
| Others/Autres | .1 | - | - | 6.4 | 6.5 |
| TOTAL | 12.8 | - | 26.8 | 82.3 | 121.9 |
| Tough & Damp/Gourd et humide 1/ | - | - | - | 1.3 | 1.3 |
| OATS/AVOINE | | | | | |
| 1 C.W./N° 1 C.W. | - | - | - | 1.5 | 1.5 |
| 2 C.W./N° 2 C.W. | .1 | - | - | 1.2 | 1.3 |
| 3 C.W./N° 3 C.W. | .1 | - | - | - | .1 |
| 4 C.W./N° 4 C.W. | - | - | - | - | - |
| Other/Autres | .2 | - | - | 62.2 | 62.4 |
| TOTAL | .4 | - | - | 64.9 | 65.3 |
| Tough & Damp/Gourd et humide 1/ | - | - | - | - | - |
| BARLEY/ORGE | | | | | |
| Select C.W. 6 Row/Extra à 6 rangs C.W. 2/ | - | - | - | - | - |
| Select C.W. 2 Row/Extra à 2 rangs C.W. 2/ | - | - | - | - | - |
| Extra 1 C.W./Fourragère n° 1 C.W. | - | - | - | - | - |
| 1 C.W./N° 1 C.W. | 17.5 | .7 | - | .2 | 18.4 |
| 2 C.W./N° 2 C.W. | .3 | - | - | .3 | .6 |
| Special Bin/Cellule spéciale | 46.8 | - | - | 115.5 | 162.3 |
| Other/Autres | 4.1 | - | - | .8 | 4.9 |
| TOTAL | 68.7 | .7 | - | 116.8 | 186.2 |
| Tough & Damp/Gourd et humide 1/ | 9.1 | - | - | 4.9 | 14.0 |
| FLAXSEED/LIN | | | | | |
| 1 C.W./N° 1 C.W. | .7 | - | - | 56.4 | 57.1 |
| 2 C.W./N° 2 C.W. | .1 | - | - | 1.2 | 1.3 |
| 3 C.W./N° 3 C.W. | - | - | - | .8 | .8 |
| Others/Autres | - | - | - | .5 | .5 |
| TOTAL | .8 | - | - | 58.9 | 59.7 |
| Tough & Damp/Gourd et humide 1/ | - | - | - | .4 | .4 |
| CANOLA | | | | | |
| 1 Canada/N° 1 Canada | 223.2 | 73.8 | - | 136.6 | 433.6 |
| 2 Canada/N° 2 Canada | 1.7 | - | - | 1.3 | 3.0 |
| 3 Canada/N° 3 Canada | .4 | - | - | .7 | 1.1 |
| Others/Autres | 2.0 | - | - | .7 | 2.7 |
| TOTAL | 227.3 | 73.8 | - | 139.3 | 440.4 |
| Tough & Damp/Gourd et humide 1/ | .3 | - | - | .3 | .6 |
| PEAS/POIS | | | | | |
| 1 Canada/N° 1 Canada | .4 | - | - | - | .4 |
| 2 Canada/N° 2 Canada | 50.6 | - | - | .6 | 51.2 |
| 3 Canada/N° 3 Canada | 4.4 | - | - | - | 4.4 |
| Canada Feed/Fourrager canada | 5.9 | - | - | 3.2 | 9.1 |
| Others/Autres | - | - | - | .3 | .3 |
| TOTAL | 61.3 | - | - | 4.1 | 65.4 |
| Tough & Damp/Gourd et humide 1/ | - | - | - | - | - |

1/ Included with above grades/compris dans les grades ci-dessus

2/ Includes Select, Special Select, Standard Select and Food Select grades/comprend les grades d'orge extra, extra spéciale, extra standard et orge grades d'orge alimentaire.

**STOCKS OF CANADIAN GRAIN BY PRINCIPAL GRADES AT EASTERN TRANSFER ELEVATORS
STOCKS DES GRAINS CANADIENS PAR PRINCIPAUX GRADES AUX SILOS DE TRANSBORDEMENT DE L'EST**

(in 000's of tonnes/en milliers de tonnes métriques)

W.E. November 02/08

| | Bay & Upper Lakes/ Baie et Haut- des-Lacs | Lower Lake & Upper St. Lawrence/ Bas-des-Lacs et Haut- Saint-Laurent | Lower St. Lawrence/ Bas-Saint- Laurent | Maritime Ports/ Ports des Maritimes | TOTAL |
|--|--|---|---|--|--------------|
| WHEAT/BLÉ | | | | | |
| 1 C.W. Red Spring/Roux de printemps n° 1 C.W. | 23.9 | - | 132.2 | 34.4 | 190.5 |
| 2 C.W. Red Spring/Roux de printemps n° 2 C.W. | - | - | 60.3 | 1.6 | 61.9 |
| 3 C.W. Red Spring/Roux de printemps n° 3 C.W. | - | - | 1.7 | - | 1.7 |
| 1 C.W. Exstrs/Roux de print. extra fort n° 1 C.W. | - | - | .2 | - | .2 |
| 2 C. W. Exstrs/Roux de print. extra fort n° 1 C.W. | - | - | .4 | - | .4 |
| C.W. Feed /Fourrager C.W. | .5 | - | .8 | .7 | 2.0 |
| Others/Autres | - | - | 42.1 | 8.5 | 50.6 |
| Eastern/De l'Est | 157.4 | 76.4 | 142.8 | 18.5 | 395.1 |
| TOTAL | 181.8 | 76.4 | 380.5 | 63.7 | 702.4 |
| DURUM/BLÉ DUR | | | | | |
| 1 C.W. Amber/Dur ambré n° 1 C.W. | 15.5 | - | 142.8 | - | 158.3 |
| 2 C.W. Amber/Dur ambré n° 2 C.W. | - | - | 36.1 | - | 36.1 |
| 3 C.W. Amber/Dur ambré n° 3 C.W. | - | - | 11.0 | - | 11.0 |
| 4 C.W. Amber/Dur ambré n° 4 C.W. | - | - | 4.6 | - | 4.6 |
| Other/Autres | - | - | 5.5 | - | 5.5 |
| TOTAL | 15.5 | - | 200.0 | - | 215.5 |
| OATS/AVOINE | | | | | |
| 1 C.W./N° 1 C.W. | - | .1 | - | - | .1 |
| 2 C.W./N° 2 C.W. | - | - | - | - | - |
| 3 C.W./N° 3 C.W. | - | - | - | - | - |
| Others/Autres | - | - | - | - | - |
| Eastern/De l'Est | - | .6 | - | - | .6 |
| TOTAL | - | .7 | - | - | .7 |
| BARLEY/ORGE | | | | | |
| Select C.W. 6 Row/Extra à 6 rangs C.W. 1/ | - | - | - | - | - |
| Select C.W. 2 Row/Extra à 2 rangs C.W. 1/ | - | - | - | - | - |
| Extra 1 C.W./Fouragère n°1 C.W. | - | - | - | - | - |
| 1 C.W./N° 1 C.W. | - | - | - | - | - |
| 2 C.W./N° 2 C.W. | - | - | .8 | - | .8 |
| Others/Autres | - | - | - | - | - |
| Eastern/De l'Est | - | .8 | 3.0 | 4.7 | 8.5 |
| TOTAL | - | .8 | 3.8 | 4.7 | 9.3 |
| FLAXSEED/LIN | | | | | |
| 1 C.W./N° 1 C.W. | - | .2 | 8.4 | - | 8.6 |
| Others/Autres | - | - | - | - | - |
| Eastern/De l'Est | - | - | - | - | - |
| TOTAL | - | .2 | 8.4 | - | 8.6 |
| CANOLA | | | | | |
| 1 Canada/N° 1 Canada | - | 23.9 | 1.3 | - | 25.2 |
| 2 Canada/N° 2 Canada | - | - | - | - | - |
| Others/Autres | - | - | .1 | - | .1 |
| Eastern | - | - | - | - | - |
| TOTAL | - | 23.9 | 1.4 | - | 25.3 |
| SOYBEANS/SOJA | | | | | |
| 1 Canada/N° 1 Canada | - | - | - | - | - |
| 2 Canada/N° 2 Canada | 30.5 | 43.8 | 281.1 | - | 355.4 |
| 3 Canada/N° 3 Canada | .2 | .3 | 1.9 | - | 2.4 |
| Others/Autres | .2 | .2 | 1.1 | - | 1.5 |
| TOTAL | 30.9 | 44.3 | 284.1 | - | 359.3 |
| PEAS/POIS | | | | | |
| 1 Canada/N° 1 Canada | - | - | - | - | - |
| 2 Canada/N° 2 Canada | - | - | - | - | - |
| 3 Canada/N° 3 Canada | - | - | - | - | - |
| Canada Feed/Fourrager canada | - | - | .5 | - | .5 |
| Others/Autres | - | - | - | - | - |
| TOTAL | - | - | .5 | - | .5 |
| CORN/MAÏS | | | | | |
| 1 C.E. | - | - | - | - | - |
| 2 C.E. | 1.3 | 2.8 | 16.9 | 4.2 | 25.2 |
| 3 C.E. | 1.0 | .1 | 4.3 | .2 | 5.6 |
| Others/Autres | - | .1 | .2 | - | .3 |
| TOTAL | 2.3 | 3.0 | 21.4 | 4.4 | 31.1 |

1/ Includes Select, Special Select, Standard Select and Food Select grades/comprend les grades d'orge extra extra spéciale, extra standard et orge grades d'orge alimentaire

**CANADIAN WESTERN GRAIN IN STORE AT EASTERN TRANSFER ELEVATORS/
GRAIN DE L'OUEST CANADIEN ENTREPOSÉ DANS LES SILOS DE TRANSBORDEMENT DE L' EST**
(in 000's of tonnes/en milliers de tonnes métriques)

W.E. November 02/08

| | Licensed Capacity/ Capacité agréée | TOTAL All Grain in Store/ Grain entreposé | WHEAT/BLÉ | | | | | Durum Wheat/ Blé dur | Flaxseed/ Lin | Barley Orlge | Oats/ Avoine | Canola | Soybeans/ Soja | Peas/ Pois |
|--|------------------------------------|---|---------------------------------------|---------------------------------|----------------|-----------------|--------------|----------------------|----------------|----------------|--------------|----------|----------------|------------|
| | | | Total Western Grain/ Grain de l'ouest | 3 C.W.R.S. & Higher/ 3 C.W.R.S. | Other/ Autre | Other/ Autre | Other/ Autre | | | | | | | |
| Owen Sound | 106.4 | 55.5 | 23.9 | - | - | - | - | - | - | - | - | - | - | |
| Goderich | 140.0 | 80.9 | 16.0 | - | .5 | - | 15.5 | - | - | - | - | - | - | |
| Sarnia | 151.0 | 94.2 | - | - | - | - | - | - | - | - | - | - | - | |
| TOTAL - BAY & UPPER LAKES/ BAIE GEORGIENNE ET HAUT-DES-LACS | 397.4 | 230.6 1/ | 39.9 | 23.9 1/ | .5 1/ | 15.5 1/ | - 1/ | - | - | - | - | - | - | |
| Windsor | 110.4 | - | - | - | - | - | - | - | - | - | - | - | - | |
| Hamilton | 29.3 | 1.0 | - | - | - | - | - | - | - | - | - | - | - | |
| Prescott | 154.0 | 95.0 | .2 | - | - | - | - | .2 | - | - | - | - | - | |
| TOTAL - LOWER LAKE & UPPER ST. LAWRENCE/ BAS-DES-LACS ET HAUT-SAINT-LAURENT | 293.7 | 164.3 1/ | 24.1 1/ | - | - | - | .1 1/ | .2 | 23.9 1/ | - | - | - | - | |
| Montréal | 262.0 | 101.8 | 81.4 | 33.7 | 4.2 | 42.8 | - | .7 | - | - | - | - | - | |
| Sorel | 146.5 | - | - | - | - | - | - | - | - | - | - | - | - | |
| Trois Rivières | 109.0 | 39.3 | 35.3 | - | - | 35.2 | - | - | .1 | - | - | - | - | |
| Québec | 224.0 | 127.2 | 91.8 | 68.2 | 3.4 | 20.1 | - | - | - | - | - | - | .1 | |
| Baie Comeau | 441.8 | 210.3 | 171.9 | 74.4 | .5 | 97.0 | - | - | - | - | - | - | - | |
| Port Cartier | 293.0 | 208.2 | 56.1 | 17.7 | 34.5 | 3.9 | - | - | - | - | - | - | - | |
| TOTAL - LOWER ST. LAWRENCE/ BAS-SAINT-LAURENT | 1 476.3 | 1 025.3 1/ | 448.8 1/ | 194.2 1/ | 43.5 1/ | 200.0 1/ | - | .8 | 8.4 1/ | 1.4 1/ | - | - | .5 1/ | |
| Halifax | 144.3 | 72.9 | 45.2 | 36.0 | 9.2 | - | - | - | - | - | - | - | - | |
| GRAND TOTAL/ TOTAL GLOBAL | 2 311.7 | 1 493.1 1/ | 558.0 1/ | 254.1 1/ | 53.2 1/ | 215.5 1/ | .1 1/ | .8 | 8.6 1/ | 25.3 1/ | - | - | .5 1/ | |

1/ Individual totals not available due to confidentiality/Les totaux individuels ne sont pas disponibles à cause de leur caractère confidentiel.

2/ Adjustments to deliveries, stocks and shipments due to lag in reported data/Ajustements aux livraisons, stocks et expéditions en raison du retard des données communiquées.

**CANADIAN EASTERN GRAIN IN STORE AT EASTERN TRANSFER ELEVATORS/
GRAIN DE L'EST CANADIEN ENTREPOSÉ DANS LES SILOS DE TRANSBORDEMENT DE L'EST**
(in 000's of tonnes/en milliers de tonnes métriques)

W.E. November 02/08

| Eastern Elevators/ Silos de l'Est | Total Eastern Grain/ Total - Grain de l'Est | | | | | | | | | |
|--------------------------------------|--|-----------------|----------------|------------------|----------|------------------|---------------|--------------|----------|----------------|
| | Wheat/ Blé | Oats/ Avoine | Barley Orge | Flaxseed/ Lin | Canola | Soybeans Soja | Peas/ Pois | Corn Maïs | | |
| Owen Sound | - | - | - | - | - | - | - | - | - | - |
| Goderich | 47.6 | - | - | - | - | 17.3 | - | - | - | - |
| Sarnia | 78.9 | - | - | - | - | 13.0 | - | - | - | 2.3 |
| Windsor | - | - | - | - | - | - | - | - | - | - |
| Hamilton | 4.5 | - | - | - | - | 4.4 | - | - | - | 1 |
| Prescott | 94.8 | - | .8 | - | - | 11.2 | - | - | - | 2.9 |
| Montréal | 19.5 | - | - | - | - | - | - | - | - | 19.5 |
| Sorel | - | - | - | - | - | - | - | - | - | - |
| Trois Rivières | 1.8 | - | - | - | - | - | - | - | - | 1.8 |
| Québec | 10.2 | 10.0 | - | - | - | - | - | - | - | .2 |
| Baie Comeau | - | - | - | - | - | - | - | - | - | - |
| Port Cartier | 109.5 | 109.5 | - | - | - | - | - | - | - | - |
| Halifax | 27.5 | 18.4 | 4.7 | - | - | - | - | - | - | 4.4 |
| TOTAL | 794.6 1/ | 395.1 1/ | 8.5 1/ | - | - | 359.3 1/ | - | - | - | 31.1 1/ |

1/ Individual totals not available due to confidentiality/
Les totaux individuels ne sont pas disponibles à cause de leur caractère confidentiel

**IMPORTED GRAIN IN STORE AT EASTERN TRANSFER ELEVATORS/
GRAIN IMPORTÉ EN STOCK DANS LES SILOS DE TRANSBORDEMENT DE L'EST**
(in 000's of tonnes/en milliers de tonnes métriques)

| Eastern Elevators/ Silos de l'Est | Total Imported Grain/ Total - Grain Importé | | | | | | | | | |
|--------------------------------------|--|-----------------|-----------------|----------|------------------------|---------------|--------------|----------|----------|----------------|
| | Wheat/ Blé | Oats/ Avoine | Barley/ Orge | Canola | Soy- beans/ Soja | Peas/ Pois | Corn Maïs | | | |
| Owen Sound | - | - | - | - | - | - | - | - | - | - |
| Goderich | - | - | - | - | - | - | - | - | - | - |
| Sarnia | - | - | - | - | - | - | - | - | - | - |
| Windsor | - | - | - | - | - | - | - | - | - | - |
| Hamilton | - | - | - | - | - | - | - | - | - | - |
| Prescott | - | - | - | - | - | - | - | - | - | - |
| Montréal | .9 | - | - | - | - | - | - | - | - | .9 |
| Sorel | - | - | - | - | - | - | - | - | - | - |
| Three Rivers | 2.1 | - | - | - | .5 | - | - | - | - | 1.6 |
| Québec | 25.3 | 2 | - | - | 19.8 | - | - | - | - | 5.3 |
| Baie Comeau | 38.3 | 15.0 | - | - | 20.4 | - | - | - | - | 2.9 |
| Port Cartier | 42.6 | 42.6 | - | - | - | - | - | - | - | - |
| Halifax | .2 | - | - | - | - | - | - | - | - | .2 |
| Total | 140.5 1/ | 57.7 | - | - | 71.9 1/ | - | - | - | - | 10.9 1/ |

HANDLINGS OF GRAIN AT EASTERN TRANSFER ELEVATORS/MANUTENTIONS DE GRAINS AUX SILOS DE TRANSBORDEMENT DE L'EST
(in 000's of tonnes/en milliers de tonnes métriques)

W.E. November 02/08

| | Current Week/Semaine en cours | | | | Opening of Navigation to Date/ Du début de la saison de navigation à ce jour | | | | Crop Year to Date/ Du début de la campagne agric. à ce jour | | | |
|--|---|--------------------------------|-------------------------------------|----------|---|--------------------------------|-------------------------------------|----------|--|--------------------------------|-------------------------------------|----------|
| | Primary Deliveries/ Arrivages primaires | Export Shipments/ Exportations | Canadian Domestic/ Marché intérieur | | Primary Deliveries/ Arrivages primaires | Export Shipments/ Exportations | Canadian Domestic/ Marché intérieur | | Primary Deliveries/ Arrivages primaires | Export Shipments/ Exportations | Canadian Domestic/ Marché intérieur | |
| | | | | | | | | | | | | |
| BY GRAIN/PAR GRAIN | | | | | | | | | | | | |
| Canadian Grain/Grain canadien | | | | | | | | | | | | |
| Wheat/Blé | 76.0 | - | 7.2 | - | 2 622.8 | 2 246.8 | 311.2 r | - | 1 156.3 | 935.5 | 115.7 r | - |
| Durum Wheat/Blé dur | 53.2 | 50.0 | 1.8 | - | 1 253.2 | 1 238.9 | 41.9 r | - | 424.6 | 437.8 | 18.0 r | - |
| Oats/Avoine | - | - | .1 | - | .6 | - | 1.9 | - | .5 | - | .5 | - |
| Barley/Orge | .1 | - | - | - | 29.5 | 67.3 | 3.8 | - | 8.4 | .1 | .1 | - |
| Flaxseed/Lin | - | 18.0 | - | - | 73.5 | 79.2 | 3.0 | - | 11.7 | 37.7 | .2 | - |
| Canola | .6 | - | 5.2 | - | 323.0 | 35.0 | 278.0 | - | 144.0 | 28.5 | 118.0 | - |
| Soybeans/Soja | 121.6 | 64.7 | 13.5 | - | 957.2 | 396.9 | 267.7 | - | 729.3 | 332.4 | 79.6 | - |
| Peas/Pois | - | - | - | - | 14.2 | 16.7 | .1 | - | 9.2 | 8.7 | - | - |
| Corn/Mais | 16.3 | - | .1 | - | 271.8 | 296.9 | 92.2 | - | 26.2 | 2.4 | 36.5 | - |
| TOTAL | 267.8 | 132.7 | 27.9 | - | 5 545.8 | 4 377.7 | 999.8 | - | 2 510.2 | 1 783.1 | 368.6 | - |
| Foreign Grain/Grain de l'étranger | | | | | | | | | | | | |
| Wheat/Blé | - | - | - | - | 388.3 | 537.3 | 16.5 | - | 309.4 | 280.7 | .3 | - |
| Oats/Avoine | - | - | - | - | - | - | - | - | - | - | - | - |
| Barley/Orge | - | - | - | - | - | - | - | - | - | - | - | - |
| Canola | - | - | - | - | .5 | - | .5 | - | .3 | - | .3 | - |
| Soybeans/Soja | 32.8 | 40.2 | - | - | 345.5 | 152.6 | 155.8 | - | 273.5 | 144.1 | 83.8 | - |
| Peas/Pois | - | - | - | - | - | - | - | - | - | - | - | - |
| Corn/Mais | 5.3 | - | 1.3 | - | 25.9 | 14.6 | 32.2 | - | 8.7 | - | 26.7 | - |
| TOTAL | 38.1 | 40.2 | 1.3 | - | 760.2 | 704.5 | 205.0 | - | 591.9 | 424.8 | 111.1 | - |
| BY SECTOR - ABOVE GRAINS COMBINED/PAR SECTEUR - ENSEMBLE DES GRAINS SUSMENTIONNÉS | | | | | | | | | | | | |
| Canadian Grain/Grain canadien | | | | | | | | | | | | |
| Bay Ports/Ports de la baie Georgienne | 33.7 | 13.1 | 4.3 | - | 890.6 | 135.2 | 205.1 r | - | 656.1 | 57.8 | 94.3 r | - |
| Lake Ports/Ports des Lacs | 36.7 | - | 20.2 | - | 1 006.5 | 48.7 | 637.0 | - | 550.2 | 3.1 | 236.0 | - |
| St. Lawrence Ports/Ports du Saint-Laurent | 197.4 | 119.6 | 3.4 | - | 3 593.4 | 4 176.7 | 106.2 r | - | 1 276.7 | 1 722.2 | 35.0 r | - |
| Maritime Ports/Ports des Maritimes | - | - | - | - | 55.3 | 17.1 | 51.5 | - | 27.2 | - | 3.3 | - |
| TOTAL | 267.8 | 132.7 | 27.9 | - | 5 545.8 | 4 377.7 | 999.8 | - | 2 510.2 | 1 783.1 | 368.6 | - |
| Foreign Grain/Grain de l'étranger | | | | | | | | | | | | |
| Bay Ports/Ports de la baie Georgienne | - | - | - | - | 1.1 | - | 6.8 | - | - | - | - | - |
| Lake Ports/Ports des Lacs | 9.3 | - | - | - | 148.7 | - | 151.7 | - | 77.6 | - | 84.1 | - |
| St. Lawrence Ports/Ports du Saint-Laurent | 28.8 | 40.2 | 1.3 | - | 610.4 | 704.5 | 46.5 | - | 514.3 | 424.8 | 27.0 | - |
| Maritime Ports/Ports des Maritimes | - | - | - | - | - | - | - | - | - | - | - | - |
| TOTAL | 38.1 | 40.2 | 1.3 | - | 760.2 | 704.5 | 205.0 | - | 591.9 | 424.8 | 111.1 | - |

DISPOSITION OF CANADIAN GRAIN/ÉCOULEMENT DE GRAINS CANADIEN
(in 000's of tonnes/en milliers de tonnes métriques)

W.E. November 02/08

| | Wheat/Blé (Except Durum) (sauf blé dur) | Durum Wheat/ Blé dur | Oats/ Avoine | Barley/ Orge | Flaxseed/ Lin | Canola | Peas/ Pois | Corn/ Maïs | TOTAL |
|---|---|----------------------------|-----------------|-----------------|------------------|-----------|---------------|---------------|--------------|
| FROM PRIMARY & PROCESS ELEVATORS TO/ DES SILOS PRIMAIRES, ET SILOS DE TRANSFORMATION VERS: | | | | | | | | | |
| Canadian Domestic/Marché intérieur | | | | | | | | | |
| Current Week/Semaine en cours | 59.4 | 14.6 | 5.4 | 43.3 | .2 | 73.2 | - | - | 196.1 |
| To Date/À ce jour | 668.1 r | 76.5 | 123.3 | 599.0 | 3.0 | 962.8 r | 27.5 | 1.2 | 2 461.4 |
| Process Elevators/Silos de transformation | | | | | | | | | |
| Current Week/Semaine en cours | 10.4 | .5 | 2.4 | 3.9 | - | 15.0 | - | - | 32.2 |
| To Date/À ce jour | 68.0 | 16.1 r | 30.1 | 59.5 r | 4.9 | 231.6 r | 7.4 r | .2 | 417.8 |
| Pacific Coast/Côte du Pacifique | | | | | | | | | |
| Current Week/Semaine en cours | 149.5 | 4.2 | - | 38.2 | - | 107.8 | .8 | - | 300.5 |
| To Date/À ce jour | 1 396.7 | 87.2 | .1 | 153.7 | 1.7 | 1 517.7 r | 497.0 r | - | 3 654.1 |
| Churchill | | | | | | | | | |
| Current Week/Semaine en cours | 17.4 | - | - | - | - | - | - | - | 17.4 |
| To Date/À ce jour | 365.5 | 9.1 | - | - | - | 4.1 | - | - | 378.7 |
| Thunder Bay | | | | | | | | | |
| Current Week/Semaine en cours | 68.1 | 57.9 | 2.4 | 7.4 | 19.4 | 7.3 | .4 | - | 162.9 |
| To Date/À ce jour | 533.0 | 526.5 | 62.3 | 96.4 | 113.8 | 215.8 | 28.6 | - | 1 576.4 |
| Eastern Transfer Elevators/Silos de transbordement de l'Est | | | | | | | | | |
| Current Week/Semaine en cours | .8 | - | - | - | - | - | - | - | .8 |
| To Date/À ce jour | 4.3 | 9.4 r | - | - | .1 | 1.1 | - | - | 14.9 |
| Export Destinations/Destiné à l'exportation | | | | | | | | | |
| Current Week/Semaine en cours | 31.3 | 3.0 | 26.5 | 2.6 | 2.3 | 30.4 | - | - | 96.1 |
| To Date/À ce jour | 198.3 | 54.0 | 550.4 | 104.8 | 18.5 | 285.9 | - | 2.8 | 1 214.7 |
| FROM THUNDER BAY TERMINALS TO/DES SILOS TERMINAUX DE THUNDER BAY VERS: | | | | | | | | | |
| Eastern Transfer Elevators/Silos de transbordement de l'Est | | | | | | | | | |
| Current Week/Semaine en cours | 25.2 | 91.7 | - | - | - | - | - | - | 116.9 |
| To Date/À ce jour | 446.0 | 517.6 | - | - | 11.6 | 130.2 | 9.2 | - | 1 114.6 |
| Canadian Domestic/Marché intérieur | | | | | | | | | |
| Current Week/Semaine en cours | 18.7 | - | - | .6 | - | 10.4 | - | - | 29.7 |
| To Date/À ce jour | 92.7 | - | - | .6 | - | 21.0 | .9 | - | 115.2 |
| Process Elevators/Silos de transformation | | | | | | | | | |
| Current Week/Semaine en cours | - | - | - | - | - | - | - | - | - |
| To Date/À ce jour | - | - | - | - | - | - | - | - | - |
| Port Terminals/Silos portuaire | | | | | | | | | |
| Current Week/Semaine en cours | - | - | - | - | - | - | - | - | - |
| To Date/À ce jour | - | - | - | - | - | - | - | - | - |
| Export Destinations/Destiné à l'exportation | | | | | | | | | |
| Current Week/Semaine en cours | 40.8 | - | - | - | - | - | - | - | 40.8 |
| To Date/À ce jour | 77.3 | 33.3 | 52.9 | 36.2 | 82.2 | 23.4 | 26.1 | - | 331.4 |
| FROM PACIFIC COAST TO/DE LA CÔTE DU PACIFIQUE: | | | | | | | | | |
| Canadian Domestic/Marché intérieur | | | | | | | | | |
| Current Week/Semaine en cours | .5 | .2 | - | - | - | - | - | - | .7 |
| To Date/À ce jour | 7.9 | .2 | - | .2 | .1 | - | - | - | 8.4 |
| Process Elevators/Silos de transformation | | | | | | | | | |
| Current Week/Semaine en cours | - | - | - | - | - | - | - | - | - |
| To Date/À ce jour | - | - | - | - | - | - | - | - | - |
| Export Destinations/Destiné à l'exportation | | | | | | | | | |
| Current Week/Semaine en cours | 99.6 | 20.2 | - | - | - | 127.7 | 36.7 | - | 284.2 |
| To Date/À ce jour | 1 480.3 | 87.1 | - | 66.4 | 3.2 | 1 473.5 | 513.5 | - | 3 624.0 |
| FROM EASTERN TRANSFER ELEVATORS TO/DES SILOS DE TRANSBORDEMENT DE L'EST VERS: | | | | | | | | | |
| Canadian Domestic/Marché intérieur | | | | | | | | | |
| Current Week/Semaine en cours | 7.2 | 1.8 | .1 | - | - | 5.2 | - | .1 | 14.4 |
| To Date/À ce jour | 115.7 r | 18.0 r | .5 | .1 | .2 | 118.0 | - | 36.5 | 289.0 |
| Port Terminals/Silos portuaire | | | | | | | | | |
| Current Week/Semaine en cours | - | - | - | - | - | - | - | - | - |
| To Date/À ce jour | - | - | - | - | - | - | - | - | - |
| Export Destinations/Destiné à l'exportation | | | | | | | | | |
| Current Week/Semaine en cours | - | 50.0 | - | - | 18.0 | - | - | - | 68.0 |
| To Date/À ce jour | 935.5 | 437.8 | - | .1 | 37.7 | 28.5 | 8.7 | 2.4 | 1 450.7 |
| FROM CHURCHILL TO /DE CHURCHILL VERS: | | | | | | | | | |
| Port Terminals/Silos portuaire | | | | | | | | | |
| Current Week/Semaine en cours | - | - | - | - | - | - | - | - | - |
| To Date/À ce jour | - | - | - | - | - | - | - | - | - |
| Export Destinations/Destiné à l'exportation | | | | | | | | | |
| Current Week/Semaine en cours | - | - | - | - | - | - | - | - | - |
| To Date/À ce jour | 424.4 | - | - | - | - | - | - | - | 424.4 |

**CANADIAN DOMESTIC FEED GRAIN STATISTICS/
STATISTIQUES SUR LES GRAINS FOURRAGERS SUR LE MARCHÉ INTÉRIEUR
(in 000's of tonnes/en milliers de tonnes métriques)**

W.E. November 02/08

| | Current Week/ Semaine en cours | | Crop Year to Date/ Du début de la campagne agric. à ce jour | |
|--|--|-----------------|---|-----------------|
| | Wheat/Blé (Except Durum/sauf blé dur) | Barley/ Orge | Wheat/Blé (Except Durum/sauf blé dur) | Barley/ Orge |
| PRIMARY ELEVATOR DELIVERIES/ ARRIVAGES AUX SILOS PRIMAIRES | | | | |
| Manitoba | 2.5 | 1.6 | 33.8 | 25.3 |
| Saskatchewan | 4.3 | 9.0 | 61.9 | 80.5 |
| Alberta & B.C./Alberta et C.-B. | 2.6 | 11.5 | 37.0 | 149.6 |
| TOTAL | 9.4 | 22.1 | 132.7 | 255.4 |
| YEAR AGO/ANNÉE DERNIÈRE | 18.9 | 79.0 | 257.7 | 749.2 |
| PRIMARY ELEVATOR SHIPMENTS/ EXPÉDITIONS DE SILOS PRIMAIRES | | | | |
| Manitoba | 2.1 | 2.2 | 20.3 | 40.3 |
| Saskatchewan | 3.0 | 8.1 | 52.7 | 111.3 |
| Alberta & B.C./Alberta et C.-B. | 3.9 | 12.2 | 52.0 | 150.5 |
| TOTAL | 9.0 | 22.5 | 125.0 | 302.1 |
| YEAR AGO/ANNÉE DERNIÈRE | 15.8 | 53.7 | 276.9 | 416.6 |
| COMMERCIAL DISAPPEARANCE/ ÉCOULEMENT COMMERCIAL | | | | |
| Primary Elevators/Silos primaires | | | | |
| - Shipments within Western Canada Expéditions intérieures dans l'Ouest canadien | 5.9 | 19.1 | 82.7 | 284.5 |
| - Shipment direct to Eastern Canada Expéditions directes vers l'Est canadien | 1.4 | - | 12.6 | 1.2 |
| Thunder Bay Terminals/ Silos terminaux de Thunder Bay | - | - | - | - |
| Eastern Transfer Elevators/ Silos de transbordement de l'Est | 1.1 | - | 21.0 | - |
| TOTAL | 8.4 | 19.1 | 116.3 | 285.7 |
| YEAR AGO/ANNÉE DERNIÈRE | 9.2 | 17.2 | 228.6 | 176.3 |
| THUNDER BAY HANDLINGS/ MANUTENTIONS À THUNDER BAY | | | | |
| Thunder Bay Receipts/Arrivages à Thunder Bay | | | | |
| Receipts/Arrivages | - | - | - | - |
| YEAR AGO/ANNÉE DERNIÈRE | - | - | - | - |
| Thunder Bay Shipments/Expéditions à Thunder Bay | | | | |
| Vessel/Navire | - | - | - | - |
| Other/Autre | - | - | - | - |
| TOTAL | - | - | - | - |
| YEAR AGO/ANNÉE DERNIÈRE | - | - | - | - |
| STOCKS IN SELECTED POSITIONS/ DISPONIBILITÉS DANS LES POSTES SUIVANTS | | | | |
| | | Wheat/ Blé | | Barley/ Orge |
| Primary Elevators/Silos primaires 2/ | | | | |
| Manitoba | | 54.7 | | 7.0 |
| Saskatchewan | | 20.2 | | 16.3 |
| Alberta & B.C./Alberta et C.-B. | | 12.1 | | 25.9 |
| TOTAL | | 87.0 | | 49.2 |
| YEAR AGO/ANNÉE DERNIÈRE | | 117.0 | | 238.5 |
| Thunder Bay 1/ | | 7.7 | | .2 |
| Eastern Transfer Elevators/ Silos de transbordement de l'Est | | | | |
| Bay and Upper Lake/Baie Georgienne et Haut-des-Lacs | | .5 | | - |
| Lower Lake and Upper St. Lawrence/ Bas-des-Lacs et Haut-Saint-Laurent | | - | | .8 |
| Lower St. Lawrence/Bas-Saint-Laurent | | .8 | | 3.8 |
| Maritimes | | .7 | | 4.7 |
| TOTAL - ABOVE POSITIONS/POSTES CI-DESSUS | | 96.7 | | 58.7 |
| YEAR AGO/ANNÉE DERNIÈRE | | 134.3 | | 266.4 |

1/ Thunder Bay stocks are estimated from a survey of major owners of non-Board stock in Thunder Bay./Les stocks à Thunder Bay sont calculés d'après un sondage mené auprès des propriétaires principaux des stocks de grains fourragers hors-Commission de Thunder Bay.

2/ Accounting stocks of non-Board feed grains reported by licensees have been edited so that they represent the stocks currently available in primary elevators./Les stocks comptables de grains fourragers hors-Commission tels que rapportés par les titulaires de licence ont été révisés pour qu'ils représentent les stocks actuellement disponibles aux silos primaires.

3/In addition to the above stocks there are 32.9 thousand tonnes of Eastern Feed Wheat/En plus des figurant ci-dessus 32 900 000 tonnes de blé de l'Est fourrage.

**CANADIAN WHEAT BOARD PRICE QUOTATIONS/
COURS COTÉS PAR LA COMMISSION CANADIENNE DU BLÉ**

| | | | | | | W.E. November 02/08 | |
|--|--|--|--|--|--|---|--------------------------------|
| | | | | | | Weekly Average/ Moyenne de la sem. | Year Ago/ année préc. |
| | | | | | | 27 | 28 |
| | | | | | | 29 | 30 |
| | | | | | | 31 | |

- dollars per tonne/en dollars par tonne métrique -

CDN WHEAT/BLÉ

(Basis in Store St. Lawrence/Rendu Saint Laurent)

Export/Exportation

| | | | | | | | |
|--------------|--------|--------|--------|--------|--------|--------|--------|
| 1 CW RS 13.5 | 401.60 | 402.90 | 403.33 | 396.50 | 394.70 | 399.81 | 360.37 |
|--------------|--------|--------|--------|--------|--------|--------|--------|

(Basis in Store Pacific Coast/Rendu Côte du Pacifique)

Export/Exportation

| | | | | | | | |
|--------------|-----|-----|-----|--------|-----|--------|-----|
| 1 CW RS 13.5 | N/Q | N/Q | N/Q | 400.47 | N/Q | 400.47 | N/Q |
|--------------|-----|-----|-----|--------|-----|--------|-----|

CDN AMBER DURUM/BLÉ DUR

(Basis in Store St. Lawrence/Rendu Saint Laurent)

Domestic/Marché

| | | | | | | | |
|---------------------|--------|--------|--------|--------|--------|--------|--------|
| 1 CW DURUM/1 CW DUR | 605.81 | 594.49 | 555.77 | 552.09 | 527.38 | 567.11 | 728.26 |
|---------------------|--------|--------|--------|--------|--------|--------|--------|

CDN BARLEY/ORGE

(Basis in Store St. Lawrence/Vancouver/Rendu Saint Laurent/Vancouver)

Malting/Maltage

| | | | | | | | |
|--------------------|--------|--------|--------|--------|--------|--------|--------|
| SP SEL 6R/EX SP 6R | 337.00 | 337.00 | 335.00 | 332.00 | 332.00 | 334.60 | 386.00 |
| SEL 6 ROW/EX 6R | 334.50 | 334.50 | 332.50 | 329.50 | 329.50 | 332.10 | 383.50 |
| SP SEL 2R/EX SP 2R | 349.00 | 349.00 | 347.00 | 344.00 | 344.00 | 346.60 | 398.00 |
| SEL 2 ROW/EX 2R | 346.50 | 346.50 | 344.50 | 341.50 | 341.50 | 344.10 | 395.50 |

**WINNIPEG COMMODITY EXCHANGE CASH PRICE QUOTATIONS/
COURS AU COMPTANT COTÉS PAR LA BOURSE DE MARCHANDISES DE WINNIPEG**

- dollars per tonne/en dollars par tonne métrique -

CDN WHEAT/BLÉ

(Track Thunder Bay/Voie Thunder Bay)

Feed Wheat/Blé de Provende

| | | | | | | | |
|---------|--------|--------|--------|--------|--------|--------|--------|
| CW FEED | 210.00 | 210.00 | 210.00 | 210.00 | 210.00 | 210.00 | 226.00 |
|---------|--------|--------|--------|--------|--------|--------|--------|

CDN BARLEY/ORGE

(Basis in Store Alberta/Rendu Alberta)

1 CW

| | | | | | | | |
|------------|--------|--------|--------|--------|--------|--------|--------|
| Lethbridge | 185.00 | 185.00 | 188.00 | 188.00 | 190.00 | 187.20 | 191.80 |
|------------|--------|--------|--------|--------|--------|--------|--------|

CDN FLAXSEED/LIN

(Track Thunder Bay/Voie Thunder Bay)

| | | | | | | | |
|------|--------|--------|--------|--------|--------|--------|--------|
| 1 CW | 465.00 | 465.00 | 465.00 | 465.00 | 465.00 | 465.00 | 549.00 |
| 2 CW | 463.00 | 463.00 | 463.00 | 463.00 | 463.00 | 463.00 | 547.00 |

CDN CANOLA

(Basis in Store Pacific Coast/Rendu Côte du Pacifique)

| | | | | | | | |
|----------|--------|--------|--------|--------|--------|--------|--------|
| 1 CANADA | 431.50 | 427.30 | 433.20 | 432.40 | 427.70 | 430.42 | 443.94 |
| 2 CANADA | 418.50 | 414.30 | 420.20 | 419.40 | 414.70 | 417.42 | 430.94 |

(Track Thunder Bay/Voie Thunder Bay)

| | | | | | | | |
|----------|--------|--------|--------|--------|--------|--------|--------|
| 1 CANADA | 423.50 | 419.30 | 425.20 | 420.40 | 415.70 | 420.82 | 435.94 |
| 2 CANADA | 410.50 | 406.30 | 412.20 | 407.40 | 402.70 | 407.82 | 422.94 |

CANADIAN GRAIN COMMISSION
LICENSEES/TITULAIRES DE LICENCE

| <u>Name/Nom</u> | <u>Head Office/Siège Social</u> | <u>Class of Licence/ Catégorie de licence</u> |
|---|---------------------------------|--|
| 4064135 Manitoba Ltd. o/a Finer Feeds | Winnipeg, Manitoba | Grain Dealer |
| 940937 Alberta Ltd. DBA Green Drop Terminal | Calgary, Alberta | Grain Dealer |
| ADM Agri-Industries Company | Windsor, Ontario | Process/Grain Dealer/Primary |
| Agracity Ltd. | Saskatoon, Saskatchewan | Grain Dealer |
| Agricom International Inc. | North Vancouver, B.C. | Grain Dealer |
| Agro Source Ltd. | Dawson Creek, B.C. | Primary |
| Alberta Distillers Limited | Calgary, Alberta | Process |
| Alberta Oats Milling Ltd. | Edmonton, Alberta | Process |
| All Commodities (AC) Trading Ltd. | Winnipeg, Manitoba | Grain Dealer |
| Alliance Grain Terminal Ltd. | Winnipeg, Manitoba | Terminal |
| Alliance Pulse Processors Inc. | Regina, Saskatchewan | Grain Dealer |
| Archer-Daniels-Midland Company | Decatur, Illinois, USA | Grain Dealer |
| Artesian Acres Inc. | Lacombe, Alberta | Grain Dealer |
| Associated Proteins Limited Partnership | Ste. Agathe, Manitoba | Process |
| BARI – Canada, Inc. | Winnipeg, Manitoba | Grain Dealer |
| Belle Pulses Ltd. | Bellevue, Saskatchewan | Grain Dealer |
| Besco Grain Ltd. | Brunkild, Manitoba | Primary |
| Best Cooking Pulses, Inc. | Portage la Prairie, Manitoba | Grain Dealer |
| Bioriginal Food & Science Corp. | Saskatoon, Saskatchewan | Process |
| Bissma Pacific Inc. | Pickering, Ontario | Grain Dealer |
| Blue Hills Processors (2003) Ltd. | Avonlea, Saskatchewan | Grain Dealer |
| Bornhorst Seeds Ltd. | St.Gregor, Saskatchewan | Grain Dealer |
| BP & Sons Grain and Storage Inc. | Morden, Manitoba | Grain Dealer/Primary |
| Bunge Canada | Oakville, Ontario | Process/Grain Dealer/Primary |
| Bunge of Canada Ltd./Bunge du Canada Ltée | Quebec City, Quebec | Transfer |
| C.B. Constantini Ltd. | Vancouver, B.C. | Grain Dealer |
| Can Pro Ingredients Ltd. | Arborfield, Saskatchewan | Process |
| Canada Malting Co. Limited | Calgary, Alberta | Process/Grain Dealer/Primary |
| Canary Island Seed Associates Inc. | Sedley, Saskatchewan | Grain Dealer |
| Can-Oat Milling | Portage la Prairie, Manitoba | Process |
| CanMar Grain Products Ltd. | Regina, Saskatchewan | Process |
| Cargill Limited | Winnipeg, Manitoba | Terminal/Process/Transfer/ Grain Dealer/Primary |
| Cascadia Terminal | Calgary, Alberta | Terminal |
| CMI Terminal Joint Venture | Winnipeg, Manitoba | Primary |
| Columbia Seed Co. Limited | Grassy Lake, Alberta | Grain Dealer |
| Commodious Trading Incorporated | Saanichton, B.C. | Grain Dealer |
| Dashmesh Trading Ltd. | Surrey, B.C. | Grain Dealer |
| Delmar Commodities Ltd. | Winkler, Manitoba | Grain Dealer, Primary |
| Diefenbaker Seed Processors Ltd. | Elbow, Saskatchewan | Grain Dealer |
| Dover Industries Limited | Burlington, Ontario | Process |
| Dunnington Holdings Ltd. dba T.W. Commodities | Swift Current, Saskatchewan | Grain Dealer |
| Ehnes Organic Seed Cleaning Ltd. | Etzikom, Alberta | Grain Dealer |
| Export Packers Company Limited | Brampton, Ontario | Grain Dealer |
| FGDI, L.L.C. | Bowling Green, Ohio, USA | Grain Dealer, Primary |
| Fill-More Seeds Inc. | Fillmore, Saskatchewan | Primary |

CANADIAN GRAIN COMMISSION
LICENSEES/TITULAIRES DE LICENCE

| <u>Name/Nom</u> | <u>Head Office/Siège Social</u> | <u>Class of Licence/ Catégorie de licence</u> |
|---|---------------------------------|---|
| Finora Inc. | Surrey, B.C. | Grain Dealer |
| Floyd Farms Inc. | Arborg, Manitoba | Process |
| Gambrinus Malting Corporation | Armstrong, B.C. | Process |
| Gardiner Dam Terminal Joint Venture | Winnipeg, Manitoba | Primary |
| General Mills Operations, LLC | Golden Valley, Minnesota, USA | Grain Dealer |
| G.H. Schweitzer Enterprises Ltd. | Eston, Saskatchewan | Grain Dealer |
| Glanbia Nutritionals (Canada) Inc. o/a Pizzey's Nutritionals | Angusville, Manitoba | Process |
| Global Grain Canada Ltd. | Plum Coulee, Manitoba | Primary |
| Globeways Canada Inc. | Mississauga, Ontario | Grain Dealer |
| Goderich Elevators Limited | Goderich, Ontario | Transfer |
| Grain Millers Canada Corp. | Yorkton, Saskatchewan | Grain Dealer/Process |
| Great Lakes Elevator Company Limited, The | Owen Sound, Ontario | Transfer |
| Great Northern Grain Terminals Ltd. | Edmonton, Alberta | Grain Dealer/Primary |
| Great Sandhills Terminal Marketing Centre Ltd. | Leader, Saskatchewan | Primary |
| Great Western Grain Company Ltd. | Lloydminster, Saskatchewan | Grain Dealer |
| GTC-GTC, LLC DBA Greeley Trading Co. | Greeley, Colorado, USA | Grain Dealer |
| Halifax Port Authority | Halifax, Nova Scotia | Transfer |
| Hensall District Co-operative, Incorporated | Hensall, Ontario | Grain Dealer |
| Horizon Agro Inc. | Morris, Manitoba | Grain Dealer |
| Hudson Bay Port Company | Churchill, Manitoba | Terminal |
| Husky Oil Limited | Calgary, Alberta | Process |
| IT & T Trading Inc. | Vancouver, B.C. | Grain Dealer |
| J. K. Milling Canada Limited | Vancouver, B.C. | Grain Dealer |
| Johnson Seeds Ltd., S.S. | Arborg, Manitoba | Primary |
| Kalshea Commodities Inc. | Altona, Manitoba | Grain Dealer |
| Keyser Farms Ltd. | Cupar, Saskatchewan | Grain Dealer |
| Keystone Grain Ltd. | Winkler, Manitoba | Grain Dealer |
| Kinder Morgan Canada Terminals Limited Partnership | Calgary, Alberta | Terminal |
| Lackawanna Products Corp. | Clarence, New York, USA | Grain Dealer |
| Lakeside Global Grains Inc. | Dafoe, Saskatchewan | Grain Dealer |
| Les Élévateurs des Trois-Rivières Ltée | Trois-Rivieres, Quebec | Transfer |
| Lethbridge Inland Terminal Ltd. | Raymond, Alberta | Primary |
| Linear Grain Inc. | Carman, Manitoba | Grain Dealer |
| London Agricultural Commodities, Inc. | London, Ontario | Grain Dealer |
| Louis Dreyfus Canada Ltd. | Calgary, Alberta | Transfer /Grain Dealer/Primary |
| Madreselva Foods Corporation | Gadsby, Alberta | Primary |
| Malteurop Canada Ltd. | Winnipeg, Manitoba | Process |
| Maviga N.A., Inc. | Regina, Saskatchewan | Grain Dealer |
| Milligan Bio-Tech Inc. | Foam Lake, Saskatchewan | Process |
| Minn-Dak Growers, Ltd. | Grand Forks, North Dakota, USA | Grain Dealer |
| Mission Terminal Inc. | Winnipeg, Manitoba | Terminal/Grain Dealer/Primary |
| Mitchell Grain Company Inc. | Spruce Grove, Alberta | Grain Dealer |
| Mobil Grain Ltd. | Regina, Saskatchewan | Primary |
| Montana Specialty Mills, L.L.C. | Great Falls, Montana, USA | Grain Dealer |

CANADIAN GRAIN COMMISSION
LICENSEES/TITULAIRES DE LICENCE

| <u>Name/Nom</u> | <u>Head Office/Siège Social</u> | <u>Class of Licence/ Catégorie de licence</u> |
|---|----------------------------------|---|
| Montreal Port Authority/Administration portuaire de Montréal | Montreal, Quebec | Transfer |
| Mustard Capital Inc. | Gravelbourg, Saskatchewan | Process |
| Naber Specialty Grains Ltd. | Regina, Saskatchewan | Grain Dealer |
| Nature's Best Organics Inc. | Govan, Saskatchewan | Primary |
| Nestibo Agra Inc. | Deloraine, Manitoba | Primary |
| Newco Commodities Limited | Coaldale, Alberta | Grain Dealer |
| North East Terminal Ltd. | Wadena, Saskatchewan | Grain Dealer/Primary |
| North West Terminal Ltd. | Unity, Saskatchewan | Primary |
| Northern Gate Enterprises Ltd. | Burnaby, B.C. | Grain Dealer |
| Oleet Processing Ltd. | Regina, Saskatchewan | Grain Dealer |
| P.S. International, Inc. DBA P S International, Ltd. | Chapel Hill, North Carolina, USA | Grain Dealer |
| Pacific Elevators Limited | Calgary, Alberta | Terminal |
| Parent Seed Farms Ltd. | St. Joseph, Manitoba | Grain Dealer |
| Parkland Pulse Grain Co. Ltd. | North Battleford, Saskatchewan | Grain Dealer |
| Parrish & Heimbecker, Limited | Winnipeg, Manitoba | Terminal/Process/Grain Dealer/ Primary |
| PATERSON GRAIN, a division of Paterson GlobalFoods Inc. | Winnipeg, Manitoba | Process/Grain Dealer/Primary |
| Permolex Ltd. | Red Deer, Alberta | Process |
| Polar Foods, Inc. | Fisher Branch, Manitoba | Process |
| Pound-Maker Agventures Ltd. | Lanigan, Saskatchewan | Process |
| Prairie Flax Products Inc. | MacGregor, Manitoba | Process |
| Prairie Flour Mills Ltd. | Elie, Manitoba | Process |
| Prairie Heritage Seeds Inc. | Radville, Saskatchewan | Primary |
| Prairie Malt Limited | Biggar, Saskatchewan | Process |
| Prairie Pulse Inc. | Vanscoy, Saskatchewan | Grain Dealer |
| Prairie Sun Seeds Ltd. | Souris, Manitoba | Primary |
| Prairie West Terminal Ltd. | Plenty, Saskatchewan | Grain Dealer/Primary |
| Prime Seeds International Inc. | North Vancouver, B.C. | Grain Dealer |
| Prince Rupert Grain Ltd. | Prince Rupert, B.C. | Terminal |
| Provalcid Inc. | Varennes, Quebec | Grain Dealer |
| Providence Grain Group Inc. | Fort Saskatchewan, Alberta | Grain Dealer/Primary |
| Pulse Depot Rosetown Inc. | Rosetown, Saskatchewan | Grain Dealer |
| R Young Seeds Inc. | Mortlach, Saskatchewan | Grain Dealer |
| Rahr Malting Canada Ltd. | Alix, Alberta | Process |
| Richardson International Limited / Richardson International Limitée | Winnipeg, Manitoba | Terminal/Transfer |
| Richardson International (Quebec) Limited / Richardson International (Québec) Limitée | Boucherville, Quebec | Transfer |
| Richardson Oilseed Limited | Lethbridge, Alberta | Process |
| Richardson Pioneer Limited | Winnipeg, Manitoba | Grain Dealer/Primary |
| Roy Legumex Inc. | St. Jean Baptiste, Manitoba | Grain Dealer |
| RW Organic Ltd. | Mossbank, Saskatchewan | Primary |
| Saskcan Horizon Trading Inc. | Aberdeen, Saskatchewan | Grain Dealer |
| Scouler Canada, Ltd. | Calgary, Alberta | Grain Dealer |

CANADIAN GRAIN COMMISSION
LICENSEES/TITULAIRES DE LICENCE

| <u>Name/Nom</u> | <u>Head Office/Siège Social</u> | <u>Class of Licence/ Catégorie de licence</u> |
|--|---------------------------------|---|
| Sedley Seeds (2007) Ltd. | Sedley, Saskatchewan | Grain Dealer |
| Seed-Ex Inc. | Letellier, Manitoba | Grain Dealer |
| Seedtec Ltd. | Qu'Appelle, Saskatchewan | Grain Dealer |
| Shafer Commodities Inc. | Vancouver, B.C. | Grain Dealer |
| Simpson Seeds Inc. | Moose Jaw, Saskatchewan | Grain Dealer |
| South West Terminal Ltd. | Gull Lake, Saskatchewan | Grain Dealer/Primary |
| Southland Pulse Inc. | Estevan, Saskatchewan | Grain Dealer |
| Stony Plain Seed Cleaning Association Limited | Stony Plain, Alberta | Grain Dealer |
| Sunrise Foods International Inc. | Saskatoon, Saskatchewan | Grain Dealer |
| Terra Grain Fuels Inc. | Regina, Saskatchewan | Process |
| Thompsons Limited | Blenheim, Ontario | Grain Dealer |
| Tocai International Ltd. | Mississauga, Ontario | Grain Dealer |
| Township of Edwardsburgh/Cardinal, The Corporation of the | Spencerville, Ontario | Transfer |
| Tradex Commodity Group Inc. | Saskatoon, Saskatchewan | Grain Dealer |
| Tri Lake Agri Limited | Winnipeg, Manitoba | Primary |
| United Farmers of Alberta Co-operative Limited | Calgary, Alberta | Grain Dealer |
| Vandaele Seeds Ltd. | Medora, Manitoba | Primary |
| Vanderveen Commodity Service Ltd. | Carman, Manitoba | Grain Dealer |
| Veikle Grain Ltd. | Cutknife, Saskatchewan | Grain Dealer |
| Ventures West Processors Ltd. DBA Canpulse Foods | Kindersley, Saskatchewan | Grain Dealer |
| Viterra Inc. | Regina, Saskatchewan | Terminal/Process/Grain Dealer/Primary/ |
| Walhalla Bean Co. (Canada) Ltd. | Walhalla, North Dakota, USA | Primary |
| Walker Seeds Ltd. | Tisdale, Saskatchewan | Grain Dealer |
| West-Can Agri Inc. | Plum Coulee, Manitoba | Grain Dealer |
| Western Grain By-Products Storage Ltd. | Thunder Bay, Ontario | Terminal |
| Western Grain Trade Ltd. | North Battleford, Saskatchewan | Grain Dealer |
| Westlock Terminals (NGC) Ltd. | Westlock, Alberta | Grain Dealer/Primary |
| Westmor Terminals Inc. | Morinville, Alberta | Grain Dealer/Primary |
| Wetaskiwin Seed & Grain Co-operative Ltd. | Wetaskiwin, Alberta | Grain Dealer |
| Weyburn Inland Terminal Ltd. | Weyburn, Saskatchewan | Grain Dealer/Primary |
| Wheatland Commodities Inc. | Swift Current, Saskatchewan | Grain Dealer |
| Wilbur-Ellis Company of Canada Limited | Lethbridge, Alberta | Grain Dealer |
| Windsor Grain Terminal Ltd. | Windsor, Ontario | Transfer |
| XCAN Grain | Winnipeg, Manitoba | Grain Dealer |

EXPLANATORY NOTES ALL GRAINS

1. The majority of the statistics presented in this publication are collected under the authority of the Canada Grain Act. Primary and process elevator companies report their grain handling activity on a weekly basis while terminal and transfer elevator information is received daily. Terminal and transfer elevator figures are current to the day but a lag exists in primary elevator statistics due to the large numbers of reporting points and the processing required at head office. As most deliveries occur at the primary level and most disposition occurs at the terminal level, an imbalance occurs in reported weekly statistics.

2. Statistics represent stocks and handlings of grain net of dockage at licensed Canadian elevators only. Although still termed 'net', terminal elevator shipments and exports of flaxseed and canola include approximately 2% dockage.

3. Domestic disappearance refers to grain i) processed in a licensed elevator, ii) shipped from a licensed to an unlicensed process elevator, or iii) shipped from a licensed elevator for use as food, feed or seed. Canadian grain processed in Canada is included in domestic disappearance whether or not the end product is consumed domestically or exported.

4. In addition, Statistics Canada indicates exports to the United States: 107 800 (58 500) tonnes of Wheat excluding Durum, 0 (22 600) tonnes of Oats, 900 (1 800) tonnes of Flaxseed, 7 900 (3 300) tonnes of Canola, and 19 200 (9 000) tonnes of Corn for August, 2008. Year ago figures are shown in brackets.

5. Stock adjustments due to elevator weighovers, drying, grain cleaned ex dockage and handling adjustments due to reporting revisions are incorporated weekly into cumulative statistics. Other stock adjustments resulting from reporting lags and yearly reporting revisions are included only at year end.

NOTES EXPLICATIVES TOUT LE GRAIN

1. La plupart des statistiques figurant dans la présente publication sont recueillies en vertu de la *Loi sur les grains du Canada*. Les silos primaires et les silos de transformation nous informent de leurs activités de manutention toutes les semaines tandis que les silos terminaux et les silos de transbordement le font quotidiennement. Les données que fournissent les silos terminaux et les silos de transbordement sont à jour, mais il existe un écart dans le cas des silos primaires par suite du grand nombre de déclarants et des tâches ultérieures dont doit s'acquitter le Bureau central. Comme la plupart des livraisons se situent à l'échelon primaire et la plupart des écoulements à l'échelon terminal, il est possible que les statistiques ne concordent pas.

2. Les statistiques représentent les manutentions et les stocks «nets» de grains uniquement aux silos canadiens agréés. Bien que les expéditions et les exportations de lin et de canola effectuées par les silos terminaux soient toujours qualifiées de «nettes», elles renferment environ 2 pour cent d'impuretés.

3. L'écoulement sur le marché intérieur se rapporte au grain : i) traité dans un silo agréé, ii) expédié d'un silo agréé à un silo de transformation non agréé et iii) expédié d'un silo agréé pour être utilisé comme aliment, aliment du bétail ou semences. Le grain canadien traité au Canada est compris dans l'écoulement intérieur peu importe que le produit final soit consommé au pays ou exporté.

4. En outre, Statistique Canada déclare: 107 800 (58 500) tonnes de blé (blé dur exclus), 0 (22 600) tonnes d'avoine, 900 (1 800) tonnes de lin, 7 900 (3 300) tonnes de canola, et 19 200 (9 000) tonnes de maïs exporté pour le mois d'août, 2008. (2007-2008 entre parenthèses)

5. Les redressements de stocks attribuables aux pesées de contrôle, au séchage et au grain nettoyé (impuretés) ainsi que les redressements de manutentions attribuables aux déclarations révisées sont inclus dans les données cumulatives toutes les semaines. Les autres redressements, qui résultent d'écarts et de déclarations annuelles révisées, ne sont inclus qu'en fin de campagne.

DOMESTIC FEED GRAINS

1. Feed grain disappearance through the licensed elevator system accounts for only a portion (approximately 10-15%) of the total feed grain use. Most grain disappearance occurs on farms or moves outside the elevator system in farm to farm and farm to feedlot transactions.

2. Statistics on page 13 of this publication refer to Canadian domestic feed grains. This stock and handling information is included in the totals presented in the rest of the publication. That is, the domestic feed grain information is a sub set of the 'all grains' information presented on pages 3 to 13.

3. Canadian Wheat Board sales ex primary elevators are not included in commercial disappearance statistics. Sales ex Thunder Bay are reflected in Thunder Bay shipments but are not included in deliveries at Thunder Bay.

4. At times non-Board stocks and handlings are difficult to determine precisely because non-Board feed grain is physically the same commodity as Canadian Wheat Board feed grain. Through various transactions, any parcel of feed grain can change from Board to non-Board and back again before leaving the elevator system.

GRAINS FOURRAGERS CANADIENS

1. L'écoulement des grains fourragers par le réseau de silos agréés ne représente qu'une partie (environ de 10 à 15 pour cent) du total de ces grains. L'écoulement se produit en majeure partie dans les fermes, ou bien le grain est acheminé en dehors du réseau de silos et fait l'objet de transactions entre fermes ou de transactions entre fermes et parcs d'engraissement.

2. Les statistiques figurant à la page 13 de la publication se rapportent aux grains fourragers sur le marché intérieur. Ces renseignements sur les stocks et les manutentions sont inclus dans les totaux indiqués dans le reste de la publication. En d'autres mots, les renseignements sur les grains fourragers susmentionnés représentent un sous-groupe des données sur tous les grains (pages 3 à 13).

3. Les ventes de la Commission canadienne du blé, en partance des silos primaires, ne sont pas incluses dans les statistiques sur l'écoulement commercial. Les ventes, en partance de Thunder Bay, sont incluses dans les expéditions de Thunder Bay, mais ne sont pas incluses dans les arrivages à Thunder Bay.

4. Il arrive que les stocks et les manutentions hors-Commission soient difficiles à déterminer avec précision. Cela s'explique par le fait que les grains fourragers hors-Commission sont, du point de vue physique, les mêmes produits marchands que les grains fourragers de la Commission et, par conséquent, à la suite de plusieurs transactions, tout lot particulier de ces grains peut passer de l'un à l'autre et repasser au premier avant même d'avoir quitté le réseau de silos.